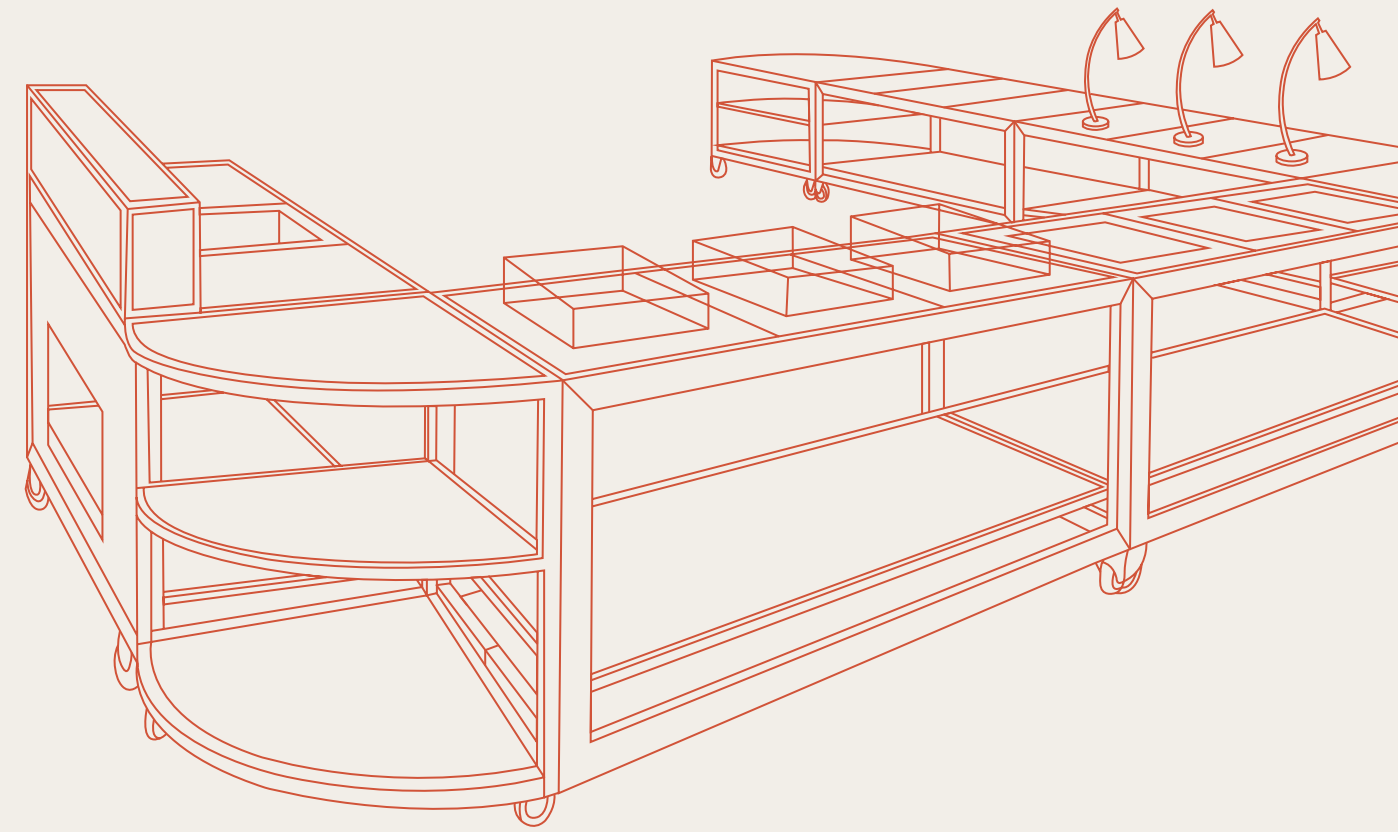


MOBILE BUFFET SYSTEMS & DISPLAYS




EASTERN  
TABLETOP



# EASTERN

T A B L E T O P



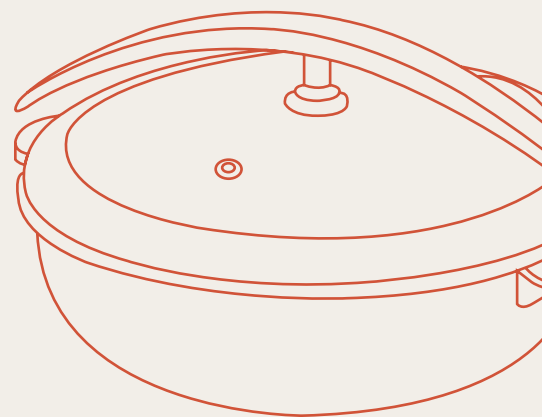
# EASTERN TABLETOP

If you would like to receive our full product line catalog, simply send us an email at [sales@easterntabletop.com](mailto:sales@easterntabletop.com) or scan the QR code below for the PDF version.

Full product line available at [Easterntabletop.com](http://Easterntabletop.com)



[www.EasternTabletop.com](http://www.EasternTabletop.com)  
Toll-Free: 1-888-422-4142  
Phone: 718-240-9595  
[sales@easterntabletop.com](mailto:sales@easterntabletop.com)  
50 Ingham Ave, Bayonne, NJ 07002



## WELCOME TO EASTERN.

For over 75 years, we've been rethinking how buffets work — and how they should look. What began with smallware and buffet holloware has evolved into some of the industry's most advanced buffet systems, trusted by hospitality professionals worldwide.


From our headquarters in Bayonne, NJ, we run a state-of-the-art 10,000 sq. ft. design studio, a full-scale US-based factory, and an expansive, fully stocked warehouse. It's how we design smarter, move faster, and deliver the innovative solutions today's hospitality industry depends on.

## Unveiling the Essence of Eastern Excellence.

At Eastern we believe great design does more than look good. It works hard, solves problems, and makes service simpler, faster, and better. Every product is engineered for ease of use, durability, and versatility — giving you designs that do more.

Sustainability is an essential part of our vision for the future. Our exclusive partnership with EcoBurner reflects that commitment — offering a safer, greener alternative to traditional buffet heating and setting a new standard in eco-friendly service.

This latest collection brings together everything we've learned in over seven decades of design and innovation. We're proud to present what's next for buffet service.





On-Site Factory

Experience a world of inspiration at the Eastern State-of-the-Art Design Studio, where quality meets futuristic design excellence. Schedule your visit at [www.EasternTabletop.com](http://www.EasternTabletop.com)



Fully stocked Warehouse



Stainless Steel Polishing



EASTERN  
TABLETOP





# EASTERN TABLETOP

# PRODUCTS

<b>ABOUT EASTERN</b>	<b>4 - 9</b>
<b>PRODUCT GUIDE</b>	<b>11</b>
<b>MODEL NUMBER GUIDE</b>	<b>12 - 13</b>
<b>MOBILE BUFFET SYSTEM COLLECTIONS</b>	<b>14</b>
The HUB	16 - 73
The Curve HUB	20 - 73
ZOZZ Table	74 - 89
Q-Bik Table & Display	90 - 103
Ryze Adjustable Height Nesting Tables	104 - 109
The Buggy Cart	110 - 115
Portable Wash Station	116
<b>MOBILE BAR</b>	<b>118 - 119</b>
<b>MOBILE DISPLAYS</b>	<b>120</b>
Treasure Trove - Mobile Display/Coffee Station	122 - 125
The Grandstand	126 - 131
Square	132 - 135
Cartwheel	136 - 139
The W	140 - 143
Foldaway	144 - 145
Slice Of Pi	146 - 147
Honeycomb	148
Service Trolleys - Service Carts/Displays	149
ZOZZ Kiosk - Foldaway Mobile Display	150 - 153
Arches	154 - 157
Pyramid	187
<b>NESTING TABLES</b>	<b>158 - 167</b>
<b>COCKTAIL TABLES</b>	<b>168 - 171</b>

# Model Number Guide

## How it works.

Creating models number is easy with Eastern Tabletop! Customize Eastern Tabletop your buffet solutions with our easy to follow guides. Choose your preferred design combinations by inserting the provided numbers and letters in the designated space as demonstrated below.

## Example.

Choosing a **Gray Grain Laminate Full Front Panel** for your HUB buffet table. Follow directions on page 13 for how to choose this design combination.



## Selecting your combination.

Choose letters and number to make up your preferred design combination. Skip letters and numbers that do not apply to your order.

Example: Display, Panel Type, Laminate and Edge Finish are highlighted in **orange** to make up a **Gray Grain Laminate Full Front Panel** for the HUB buffet table.

**HUB DISPLAY PANELS [ MODEL NUMBER GUIDE ]**

Item Code	H	###	##	#								
Display	THE HUB <b>H</b>											
Panel Type												
	<b>920</b>	921	922	923	924	925	926					
Laminate												
	SS	BK	GD	<b>GG</b>	SA	CH	SP	LM				
Skip → Perforated Color Not Available in Laminate												
	S	B	Z	C	W							
Edge Finish												
	<b>S</b>	B	Z	C	W							

**Gray Grain Full Front Panel**

Item Code = **H 920 GG S**


Create model numbers for each item you would like to order.



# THE HUB

If you can dream it, the HUB can do it.

With endless configurations and options, the HUB Buffet becomes what ever you envision. Its modular components change with your needs - so you can reinvent your buffet, again and again.



## What is in the system?


<b>TABLE FRAME</b>	24	<b>CORNER TABLES</b>	52 - 53
<b>DISPLAY TILES</b>	26 - 27	<b>TABLE CONNECTORS</b>	54 - 55
<b>DISPLAY PANELS</b>	30 - 31 48 - 51	<b>COLLAPSIBLE BAR</b>	58 - 59
<b>FUNCTION TILES</b>	34 - 47	<b>ADD-ONS</b>	60 - 73



# THE HUB

## MOBILE BUFFET

Complete list of function tiles on pages 22 - 73.

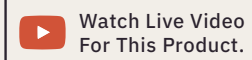
 Watch Live Video  
For This Product.



# CURVE HUB

Bend the buffet rules.

Why stick to straight lines? The Curve HUB brings a fresh, modern twist while offering all the capabilities of the original HUB.



## What is in the system?

<b>TABLE FRAME</b>	25	<b>TABLE CONNECTORS</b>	54 - 55
<b>DISPLAY TILES</b>	28 - 29	<b>BULGE TABLE</b>	56 - 57
<b>DISPLAY PANELS</b>	32 - 33 48 - 51	<b>COLLAPSIBLE BAR</b>	58 - 59
<b>FUNCTION TILES</b>	34 - 47	<b>ADD-ONS</b>	60 - 73






*The*  
**CURVE  
HUB**

**MOBILE BUFFET**

Complete list of function tiles on pages 22 - 73.

 Watch Live Video  
For This Product.

# THE HUB TABLE

# CURVE HUB TABLE


## SIMPLE 3 STEP SETUP

## SIMPLE 1 STEP SETUP



EVERY TABLE COMES WITH A BLACK BOTTOM SHELF

EVERY TABLE BUILT-IN A FLIP & GO DISH RACK



### HUB FRAME [ MODEL NUMBER GUIDE ]

Size: 66"x 30 5/8" x 32 3/4" H

Customize your Mobile Buffet System with our easy to follow guides. Choose your preferred buffet combinations by inserting the provided numbers and letters in the designated space as demonstrated below. Skip letters and numbers that do not apply to your order.

Item Code	Display	THE HUB
H ### #	H	H
Frame	HUB Frame	900
Finish	Stainless Steel	Black
	Bronze	Copper
	White	
<b>DUST COVER</b>	S	B
#H992FC Table Frame	Z	C
	W	

### XYLO TABLE COLOR OPTIONS



### CURVE HUB TABLE [ MODEL NUMBER GUIDE ]

Size: 66"x 30 5/8" x 32 3/4" H

Customize your Mobile Buffet System with our easy to follow guides. Choose your preferred buffet combinations by inserting the provided numbers and letters in the designated space as demonstrated below. Skip letters and numbers that do not apply to your order.

Item Code	Display	THE CURVE HUB
CH ### #	CH	CH
Frame	Curve HUB Frame	900
Finish	Stainless Steel	Black
	Bronze	Copper
	White	
<b>DUST COVER</b>	S	B
#CH992FC Table Frame	Z	C
	W	

### XYLO TABLE COLOR OPTIONS




THE HUB DISPLAY TILES

DROP-IN  
Reversible Display Tiles



High Mobility

REVERSIBLE DISPLAY TILE COLOR OPTIONS



*Reversible, Versatile, Protected.*

TILE OPTIONS & FEATURES:

1 Tile

- 2 COLOR REVERSIBLE
- 6 STATIONS ADAPTABLE
- 5 PROTECTIVE EDGE COLORS
- 16 LAMINATE COLORS

THE INDUSTRIES LARGEST TILE SELECTION.

HUB DISPLAY TILES [ MODEL NUMBER GUIDE ]

Size: 22 1/4" x 31 1/2"

Customize your Mobile Buffet System with our easy to follow guides. Choose your preferred buffet combinations by inserting the provided numbers and letters in the designated space as demonstrated below. Skip letters and numbers that do not apply to your order.

Item Code

H	###	####	#	Display	THE HUB																										
				Display Tile	H																										
				Reversible Laminate	940																										
				Edge Finish	<table border="0"> <tr> <td>Gray Grain/Black</td> <td>Textured Sandstone/Charcoal</td> <td>Shaded Dark/Light Marble</td> <td>Gray Wash Light/Gray Wash Dark</td> </tr> <tr> <td>GGBK</td> <td>SACH</td> <td>SDLM</td> <td>GWGD</td> </tr> <tr> <td>Bamboo/Softened Pastel</td> <td>Bleached Wood/Speckled Slate</td> <td>White Wash/Shaded Light</td> <td>Glass Stainless Steel</td> </tr> <tr> <td>BAPS</td> <td>BWSP</td> <td>WWSL</td> <td>GL SS</td> </tr> <tr> <td>Stainless Steel</td> <td>Black</td> <td>Bronze</td> <td>Copper</td> <td>White</td> </tr> <tr> <td>S</td> <td>B</td> <td>Z</td> <td>C</td> <td>W</td> </tr> </table>	Gray Grain/Black	Textured Sandstone/Charcoal	Shaded Dark/Light Marble	Gray Wash Light/Gray Wash Dark	GGBK	SACH	SDLM	GWGD	Bamboo/Softened Pastel	Bleached Wood/Speckled Slate	White Wash/Shaded Light	Glass Stainless Steel	BAPS	BWSP	WWSL	GL SS	Stainless Steel	Black	Bronze	Copper	White	S	B	Z	C	W
Gray Grain/Black	Textured Sandstone/Charcoal	Shaded Dark/Light Marble	Gray Wash Light/Gray Wash Dark																												
GGBK	SACH	SDLM	GWGD																												
Bamboo/Softened Pastel	Bleached Wood/Speckled Slate	White Wash/Shaded Light	Glass Stainless Steel																												
BAPS	BWSP	WWSL	GL SS																												
Stainless Steel	Black	Bronze	Copper	White																											
S	B	Z	C	W																											


Custom laminate colors are also available upon request.

CURVE HUB DISPLAY TILES

**DROP-IN**  
Reversible Display Tiles



REVERSIBLE DISPLAY TILE COLOR OPTIONS



*A Tile with No Boundaries.*

From a linear HUB Table base to the Curved HUB base, the same tile effortlessly adapts to all Eastern Buffet tables.

**CURVE HUB DISPLAY TILES [ MODEL NUMBER GUIDE ]**

Size: 22 1/4" x 31 1/2"

Customize your Mobile Buffet System with our easy to follow guides. Choose your preferred buffet combinations by inserting the provided numbers and letters in the designated space as demonstrated below. Skip letters and numbers that do not apply to your order.

Item Code

H	###	####	#	Display	CURVE HUB																											
					H																											
				Display Tile	Display Tile Laminate																											
					940																											
				Reversible Laminate	<table border="0"> <tr> <td></td> <td></td> <td></td> <td></td> </tr> <tr> <td>Gray Grain/Black</td> <td>Textured Sandstone/Charcoal</td> <td>Shaded Dark/Light Marble</td> <td>Gray Wash Light/Gray Wash Dark</td> </tr> <tr> <td><b>GGBK</b></td> <td><b>SACH</b></td> <td><b>SDLM</b></td> <td><b>GWGD</b></td> </tr> <tr> <td></td> <td></td> <td></td> <td></td> <td></td> </tr> <tr> <td>Bamboo/Softened Pastel</td> <td>Bleached Wood/Speckled Slate</td> <td>White Wash/Shaded Light</td> <td>Glass</td> <td>Stainless Steel</td> </tr> <tr> <td><b>BAPS</b></td> <td><b>BWSP</b></td> <td><b>WWSL</b></td> <td><b>GL</b></td> <td><b>SS</b></td> </tr> </table>					Gray Grain/Black	Textured Sandstone/Charcoal	Shaded Dark/Light Marble	Gray Wash Light/Gray Wash Dark	<b>GGBK</b>	<b>SACH</b>	<b>SDLM</b>	<b>GWGD</b>						Bamboo/Softened Pastel	Bleached Wood/Speckled Slate	White Wash/Shaded Light	Glass	Stainless Steel	<b>BAPS</b>	<b>BWSP</b>	<b>WWSL</b>	<b>GL</b>	<b>SS</b>
Gray Grain/Black	Textured Sandstone/Charcoal	Shaded Dark/Light Marble	Gray Wash Light/Gray Wash Dark																													
<b>GGBK</b>	<b>SACH</b>	<b>SDLM</b>	<b>GWGD</b>																													
Bamboo/Softened Pastel	Bleached Wood/Speckled Slate	White Wash/Shaded Light	Glass	Stainless Steel																												
<b>BAPS</b>	<b>BWSP</b>	<b>WWSL</b>	<b>GL</b>	<b>SS</b>																												
				Edge Finish	<table border="0"> <tr> <td></td> <td></td> <td></td> <td></td> <td></td> </tr> <tr> <td>Stainless Steel</td> <td>Black</td> <td>Bronze</td> <td>Copper</td> <td>White</td> </tr> <tr> <td><b>S</b></td> <td><b>B</b></td> <td><b>Z</b></td> <td><b>C</b></td> <td><b>W</b></td> </tr> </table>						Stainless Steel	Black	Bronze	Copper	White	<b>S</b>	<b>B</b>	<b>Z</b>	<b>C</b>	<b>W</b>												
Stainless Steel	Black	Bronze	Copper	White																												
<b>S</b>	<b>B</b>	<b>Z</b>	<b>C</b>	<b>W</b>																												



# THE HUB DISPLAY PANELS



**PANEL YOUR WAY**  
So many options, one *Perfect Fit.*

## FRONT PANEL COLOR OPTIONS

## SIDE PANEL COLOR OPTIONS




## HUB DISPLAY PANELS [ MODEL NUMBER GUIDE ]

Customize your Mobile Buffet System with our easy to follow guides. Choose your preferred buffet combinations by inserting the provided numbers and letters in the designated space as demonstrated below. Skip letters and numbers that do not apply to your order.

Item Code	H	###	##	#																
Display	THE HUB H																			
Panel Type																				
	920	921	922	923	924	925	926													
Laminate																				
	SS	BK	GD	GG	SA	CH	SP	LM	GW	SD	SL	BA	BW	PS	WW	AW	OR	WB		
Perforated Color Not Available in Laminate																				
	S	B	Z	C	W															
Edge Finish																				
	S	B	Z	C	W															

# CURVE HUB DISPLAY PANELS




**PANEL YOUR WAY**  
So many options, one *Perfect Fit.*

## FRONT PANEL COLOR OPTIONS



## SIDE PANEL COLOR OPTIONS



## CURVE HUB DISPLAY PANELS [ MODEL NUMBER GUIDE ]

Customize your Mobile Buffet System with our easy to follow guides. Choose your preferred buffet combinations by inserting the provided numbers and letters in the designated space as demonstrated below. Skip letters and numbers that do not apply to your order.

Item Code	CH ### ## #	Display	CURVE HUB CH
Panel Type		Full Front Laminate 920 Set of 2 Side Laminate 924 Dish Hole Laminate 921 Set of 2 Side Ventilation Panels 922	
Laminate		Stainless Steel SS Black BK Gray Wash Dark GD Gray Grain GG Sandstone SA Charcoal CH Speckled Slate SP Light Marble LM Gray Wash Light GW	
Edge Finish		Shaded Dark SD Shaded Light SL Bamboo BA Bleached Wood BW Softened Pastel PS White Wash WW Acrylic White AW Optic Reflector OR White Board WB	
		Stainless Steel S Black B Bronze Z Copper C White W	


THE HUB FUNCTIONS TILES




ALL FUNCTION TILES FIT

# THE HUB & CURVE HUB


WITH MANY FUNCTIONS TO CHOOSE FROM!

 Watch Live Video For This Product.

All Function Tiles also fit the ZOZZ, Q-BIK & Ryze Mobile Buffet Table Systems.




THE HUB & CURVE HUB TABLE FUNCTION TILES




SQUARE INDUCTION

22 1/4" x 31 1/2"



ROUND INDUCTION

22 1/4" x 31 1/2"



DOUBLE ROUND INDUCTION

22 1/4" x 31 1/2"



OMELET INDUCTION STATION

22 1/4" x 31 1/2"



WOK

22 1/4" x 31 1/2"



DIM SUM

22 1/4" x 31 1/2"



HOT PLATE

22 1/4" x 31 1/2"



PLATE REGULATOR

22 1/4" x 31 1/2"




ECO SERVE SINGLE WARMER

22 1/4" x 31 1/2"



ECO SERVE DOUBLE WARMER

22 1/4" x 31 1/2"



ECO SERVE GN WARMER

22 1/4" x 31 1/2"



ECO OMELET TILE

22 1/4" x 31 1/2"




BUTCHER BLOCK TILE

22 1/4" x 31 1/2"



CARVING BOARD

22 1/4" x 31 1/2"




CUTTING BOARD WHITE

22 1/4" x 31 1/2"



ICE BIN BUILT UP

22 1/4" x 31 1/2"



ICE BIN/SINK DROP-IN

22 1/4" x 31 1/2"



DOUBLE ICE CREAM TILE

22 1/4" x 31 1/2"



HOT WELL SINGLE

22 1/4" x 31 1/2"



ELECTRIC SOUP SINGLE

22 1/4" x 31 1/2"



GRIDDLE SINGLE

22 1/4" x 31 1/2"




DOUBLE TILE GRIDDLE

44 1/4" x 31 1/2"




HOT WELL TRIPLE TILE

66 3/4" x 31 1/2"




RAW BAR

67 3/4" x 32"



FROST TOP TRIPLE TILE

66 3/4" x 31 1/2"



COLD WELL TRIPLE TILE

66 3/4" x 31 1/2"



RISER DISPLAY

22 1/4" x 31 1/2"



OUT-OF-THE-BOX

22 1/4" x 31 1/2"

# Function Meets Flexibility

Universal Functional Tiles that fit any Eastern System.

## HUB & CURVE HUB FUNCTION TILES [ MODEL NUMBER GUIDE ]

Customize your Mobile Buffet System with our easy to follow guides. Choose your preferred buffet combinations by inserting the provided numbers and letters in the designated space as demonstrated below. Skip letters and numbers that do not apply to your order.

Item Code: H ### ## ## #

**Display** HUB & CURVE HUB H 945

**Function**

Square Induction 1800 watts	Round Induction 600 watts	Round Induction 300 watts	Double Round Induction 600 watts	Double Round Induction 300 watts	Omelet Station Induction 1800 watts	Wok Tile	Dim Sum Tile
SI	S6	S3	D6	D3	O	W	DS
Hot Plate Tile	Plate Regulator	EcoServe Single Round Warmer	EcoServe Double Round Warmer	EcoServe GN Warmer	Eco Omelet Station	Butcher Block Tile (No Laminate or Edge Finish)	Carving Board (No Laminate)
HP	PR	ES	ED	EG	EO	BT	CB
Cutting Board	Ice Bin Built Up	Ice Bin/Sink Drop-in	Ice Cream Single	Ice Cream Double	Hot Well Single	Electric Soup	Griddle Single Tile
CW or CK WHITE BLACK	IB	ID	I1	I2	HS	ES	G
Double Tile Griddle	Hot Well Triple Tile	Cold Well Triple Tile	Frost Top Triple Tile	Raw Bar	Riser Display	Out-of-the-Box	
DG	HT	CT	FT	IT	RD	OB	

**Laminate**

Stainless Steel	Black	Gray Grain	Textured Sandstone	Textured Charcoal	Speckled Slate	Light Marble	Gray Wash Light	Gray Wash Dark
SS	BK	GG	SA	CH	SP	LM	GW	GD
Shaded Dark	Shaded Light	Bamboo	Bleached Wood	Softened Pastel	White Wash	Acrylic White		
SD	SL	BA	BW	PS	WW	AW		

\* Stainless Steel laminate is default. Additional finishes are made to order.

**Edge Finish**

Stainless Steel	Black	Bronze	Copper	White
S	B	Z	C	W

\*\* Stainless Steel edge is default. Additional finishes are made to order.

THE HUB & CURVE HUB FULL TABLE DROP-IN FUNCTIONS

Hot Well  
Full Table Tile  
#H945 HT SS S



EXPERIENCE THE POWER OF  
FLEXIBILITY, WITH OUR HUB SOLUTIONS

From Single Function to Full Table Function,  
the HUB and the Curve HUB have you covered.

Frost Top  
Full Table Tile  
#H945 FT SS S



Cold Well  
Full Table Tile  
#H945 CT SS S



Double Tile  
Griddle  
#H945 DG SS S



# OUT *of the* BOX

EACH BOX COMES  
COMPLETE WITH:

- Back wall set up
- Two display shelves
- Two-compartment tray

Out-of-the-Box information can be found on pages 42 - 45.

 Watch Live Video  
For This Product.



THE HUB & CURVE HUB OUT-OF-THE-BOX

STEP 1:

Open tile/box cover which clicks in as a back wall



STEP 2:

Remove shelves.



STEP 3:

Hook on shelves & reinforce with angled tray.



EACH BUFFET BOX IS THE SIZE OF A SINGLE HUB TILE

*From Box to Display in Minutes*

Boxes can be purchased individually, as a pair of 2, or set of 3 to complete a HUB or Curve HUB table.

- No hardware or tools needed.
- Easily clicks into place.



#CH945 OBWW S (as shown)

Size of Single HUB Tile



OUT-OF-THE-BOX [ MODEL NUMBER GUIDE ]

Customize your Mobile Buffet System with our easy to follow guides. Choose your preferred buffet combinations by inserting the provided numbers and letters in the designated space as demonstrated below. Skip letters and numbers that do not apply to your order.

Item Code	H ### ## ## #	Display	HUB & CURVE HUB
			H 945
Function			
	* Out-of-the-Box		OB
Laminate			
	Stainless Steel	Black	Gray Grain
	SS	BK	GG
	Gray Wash Dark	Shaded Dark	Shaded Light
	GD	SD	SL
	Black	Bronze	Copper
	B	Z	C
	White		
	W		


\* Stainless Steel edge is default. Additional finishes are made to order.

# OUT-OF-THE-BOX ADD-ONS

## Donut/Bagel Hooks



**MODEL #H970 BH**  
(Set of 8 pcs) 3/8"D x 7"L



TURN YOUR HUB INTO A WALL OF WONDER,  
A BACK WALL OF DELIGHT.

## Chalkboard

MODEL #H970 CB



67" W x 12 3/4" H

## Canopy

MODEL #H970FC NL S (as shown)  
Vinyl: Nickel



68" W x 32 1/2" D  
Available in a range of colors.



## THE HUB CANOPY VINYL [ MODEL NUMBER GUIDE ]


Customize your Mobile Buffet System with our easy to follow guides. Choose your preferred buffet combinations by inserting the provided numbers and letters in the designated space as demonstrated below. Skip letters and numbers that do not apply to your order.

Item Code	THE HUB										
H ##### ##	Display	H 970FC									
	Vinyl										
		BZ	BW	CW	CC	CH	CI	CM	CT	CF	CB
		FD	GL	KB	KJ	NF	NS	TS	RO	CN	TP
		TI	HG	BL	BH	GE	IN	JS	LA	MW	NL
		SL	WR	BF	MB	OB	DT	GL	MN	W1	GY
		DB	BK	TN	W2						
	Finish										
		S	B	Z	C	W					

# THE HUB & CURVE HUB DISPLAY RISER TILES

## STEP 1:

Open tile/box cover lifts up and flips to become the display base.



## STEP 2:

Remove riser shelves and poles from the box.



## STEP 3:

Attach poles to shelves and click onto base spokes.



THINK OUTSIDE THE BOX & SERVE FROM IT.

Riser Display Boxes can be purchased individually, as a pair of 2, or set of 3 to complete a HUB & Curve HUB table frames.

- Each Riser Display is the size of a single function tile.
- No hardware or tools needed.
- Easily clicks into place.
- Cut out handles for easy flip.

#H945 RD LM S (as shown)



### RISER DISPLAY TILE [ MODEL NUMBER GUIDE ]

Customize your Mobile Buffet System with our easy to follow guides. Choose your preferred buffet combinations by inserting the provided numbers and letters in the designated space as demonstrated below. Skip letters and numbers that do not apply to your order.

Item Code: H ### ## ## #

<b>Display</b>	HUB & CURVE HUB
<b>Function</b>	Riser Display
<b>Laminate</b>	Stainless Steel, Black, Gray Grain, Sandstone, Charcoal, Speckled Slate, Light Marble, Gray Wash Light, Gray Wash Dark, Shaded Dark, Shaded Light, Bamboo, Bleached Wood, Softened Pastel, White Wash, Acrylic White
<b>Edge Finish</b>	Stainless Steel, Black, Bronze, Copper, White

\* Stainless Steel edge is default. Additional finishes are made to order.

# THE HUB DISPLAY SCREEN PRINTS



**CUSTOMIZE EACH EVENT WITH UNLIMITED SCREEN-PRINTING PANEL OPTIONS**

Sticks and peels on and off easily – leaves no residue



## HUB DISPLAY SCREEN PRINTS [ MODEL NUMBER GUIDE ]

Customize your Mobile Buffet System with our easy to follow guides. Choose your preferred buffet combinations by inserting the provided numbers and letters in the designated space as demonstrated below. Skip letters and numbers that do not apply to your order.

Item Code	Display	THE HUB	CURVE HUB					
H ### #		H	CH					
	Panel Type	<input type="checkbox"/> <input type="checkbox"/> <input type="checkbox"/>	<input type="checkbox"/>	<input type="checkbox"/> <input type="checkbox"/> <input type="checkbox"/> <input type="checkbox"/>	<input type="checkbox"/> <input type="checkbox"/> <input type="checkbox"/>	<input type="checkbox"/> <input type="checkbox"/> <input type="checkbox"/> <input type="checkbox"/> <input type="checkbox"/> <input type="checkbox"/>	<input type="checkbox"/>	
		3 Individual Front Panel Prints	1 Full Front Panel Print	3 Individual Front Panels + 2 Side Panel Prints	1 Full Front Panel + 2 Side Panel Prints	All 4 Sides Total of 8 Panel Prints	Choose Your Logo	
		928	929	930	931	932	933	
	Edge Finish	<input type="checkbox"/>	<input type="checkbox"/>	<input type="checkbox"/>	<input type="checkbox"/>	<input type="checkbox"/>		
		Stainless Steel	Black	Bronze	Copper	White		
		S	B	Z	C	W		

# THE HUB DISPLAY VINYL PANELS

## WICKER WEAVE - Antimicrobial Vinyl Panels




## MESH WEAVE - Antimicrobial Vinyl Panels


### DECORATION MESH WEAVE



### SUNRISE MESH WEAVE



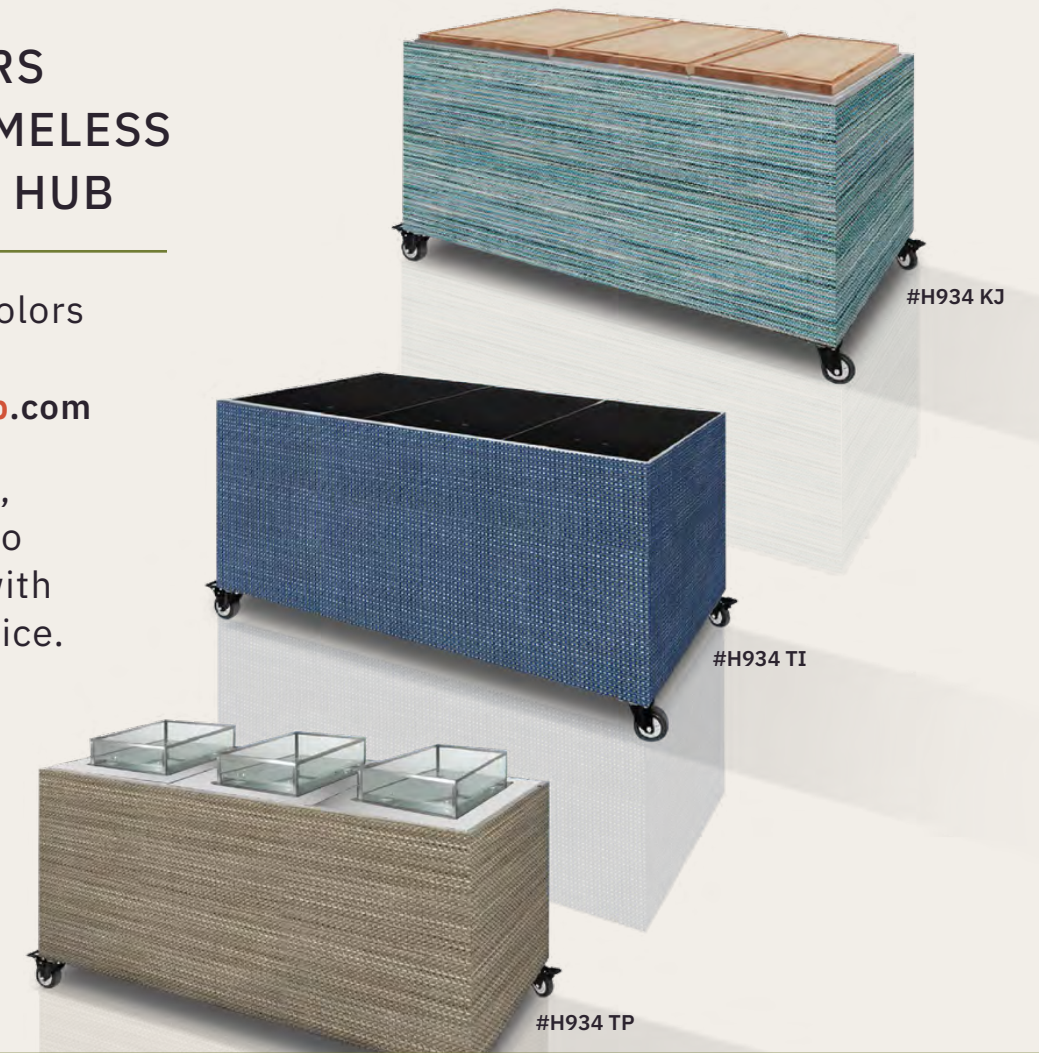
### OPEN MESH WEAVE



## WEAVE & COLORS UPDATE THE TIMELESS DESIGN OF THE HUB

To choose from 44 colors and 2 patterns visit [www.EasternTabletop.com](http://www.EasternTabletop.com)

Easily clicks on & off, providing flexibility to dress up your HUB with the color of your choice.



### THE HUB VINYL PANELS [ MODEL NUMBER GUIDE ]

Customize your Mobile Buffet System with our easy to follow guides. Choose your preferred buffet combinations by inserting the provided numbers and letters in the designated space as demonstrated below. Skip letters and numbers that do not apply to your order.

Item Code	THE HUB									
H ### ##	H 934									
Display										
Vinyl										
	Blazer Zinc	Broadway Wave	Cane Weave	Caribbean Cane	Charm Blue Haven	Charm Ice Blue	Charm Mist	Charm Tango	Clarity Sea Fog	Creel Birch
	BZ	BW	CW	CC	CH	CI	CM	CT	CF	CB
	Free Spirit Denim	Gannon Luxe	Kozo Balone	Kozo Jewel	Nova Frost	Nova Slate	Tweed Sterling	Roma Onyx	Cortez Navy	Tweed Pearly
	FD	GX	KB	KJ	NF	NS	TS	RO	CN	TP
	Tweed Indigo	Holly Green	Blue Lagoon	Blush	Graphite	Indention	Jaunt Smoke	Lumina	Motley Weave	Nickel
	TI	HG	BL	BH	GE	IN	JS	LA	MW	NL
	Silver Lining	Whisper	Birch Forest	Midnight Black	Ocean Blue	Dense Titanium	Green Lake	Maroon	White1	Grey
	SL	WR	BF	MB	OB	DT	GL	MN	W1	GY
	Black	Dark Blue	Tan	White2						
	BK	DB	TN	W2						

THE HUB CORNER TABLE



CORNERS THAT CONNECT

SQUARE OR ROUND FOR A SEAMLESS SETUP!




Reversible Shelves | Black/Gray Grain  
#H980 GGBK S (as shown)



Textured Sandstone | Charcoal  
#H981 SACH S (as shown)

REVERSIBLE DISPLAY TILE COLOR OPTIONS












































THE HUB CORNER TABLE [ MODEL NUMBER GUIDE ]

Size: 31 1/2" x 31 1/2" x 33 1/4" H

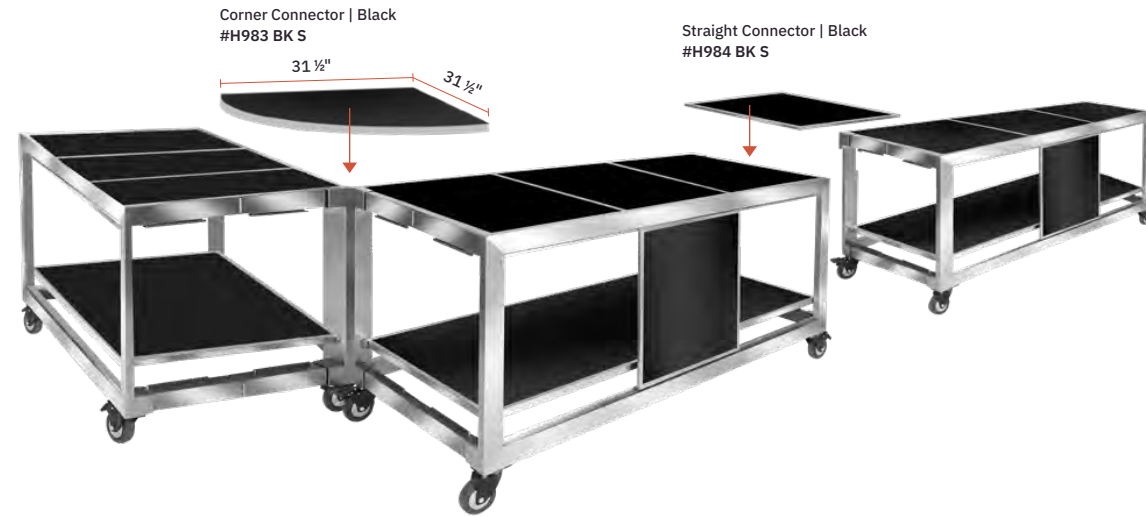
Customize your Mobile Buffet System with our easy to follow guides. Choose your preferred buffet combinations by inserting the provided numbers and letters in the designated space as demonstrated below. Skip letters and numbers that do not apply to your order.

Item Code

H	###	####	#	Display	THE HUB H																
				Cart	 Corner Table 980  Square Table 981																
				Reversible Laminate	<table border="0"> <tr> <td></td> <td></td> <td></td> <td></td> </tr> <tr> <td>Gray Grain/Black <b>GGBK</b></td> <td>Textured Sandstone/Charcoal <b>SACH</b></td> <td>Shaded Dark/Light Marble <b>SDLM</b></td> <td>Gray Wash Light/Gray Wash Dark <b>GWGD</b></td> </tr> <tr> <td></td> <td></td> <td></td> <td></td> </tr> <tr> <td>Bamboo/ Softened Pastel <b>BAPS</b></td> <td>Bleached Wood/ Speckled Slate <b>BWSP</b></td> <td>White Wash/ Shaded Light <b>WWSL</b></td> <td>Stainless Steel <b>SS</b></td> </tr> </table>					Gray Grain/Black <b>GGBK</b>	Textured Sandstone/Charcoal <b>SACH</b>	Shaded Dark/Light Marble <b>SDLM</b>	Gray Wash Light/Gray Wash Dark <b>GWGD</b>					Bamboo/ Softened Pastel <b>BAPS</b>	Bleached Wood/ Speckled Slate <b>BWSP</b>	White Wash/ Shaded Light <b>WWSL</b>	Stainless Steel <b>SS</b>
																					
Gray Grain/Black <b>GGBK</b>	Textured Sandstone/Charcoal <b>SACH</b>	Shaded Dark/Light Marble <b>SDLM</b>	Gray Wash Light/Gray Wash Dark <b>GWGD</b>																		
																					
Bamboo/ Softened Pastel <b>BAPS</b>	Bleached Wood/ Speckled Slate <b>BWSP</b>	White Wash/ Shaded Light <b>WWSL</b>	Stainless Steel <b>SS</b>																		
				XYLO Coated	<table border="0"> <tr> <td></td> <td></td> <td></td> <td></td> <td></td> </tr> <tr> <td>Stainless Steel <b>S</b></td> <td>Black <b>B</b></td> <td>Bronze <b>Z</b></td> <td>Copper <b>C</b></td> <td>White <b>W</b></td> </tr> </table>						Stainless Steel <b>S</b>	Black <b>B</b>	Bronze <b>Z</b>	Copper <b>C</b>	White <b>W</b>						
																					
Stainless Steel <b>S</b>	Black <b>B</b>	Bronze <b>Z</b>	Copper <b>C</b>	White <b>W</b>																	

THE HUB & CURVE HUB TABLE CONNECTORS

FLOATING CORNER CONNECTOR & STRAIGHT CONNECTORS  
FIT BOTH THE HUB & CURVE HUB TABLE FRAMES



THE HUB FLOATING CONNECTORS [ MODEL NUMBER GUIDE ]

Customize your Mobile Buffet System with our easy to follow guides. Choose your preferred buffet combinations by inserting the provided numbers and letters in the designated space as demonstrated below. Skip letters and numbers that do not apply to your order.

Item Code	H ### ## #		Display	THE HUB								
				H								
Connector					Corner Connector	Straight Connector						
					983	984						
Laminate												
	Black	Gray Wash Dark	Gray Grain	Textured Sandstone	Textured Charcoal	Speckled Slate	Light Marble	Stainless Steel				
	BK	GD	GG	SA	CH	SP	LM	SS				
	Shaded Dark	Shaded Light	Bamboo	Bleached Wood Softened Pastel	White Wash	Gray Wash Light	Glass					
	SD	SL	BA	BW	PS	WW	GW	GL				
Edge Finish												
	Stainless Steel	Black	Bronze	Copper	White							
	S	B	Z	C	W							

Hooked on Convenience, Simplified Connections.

FULLY COVERED WITH ROUND CORNERS OR STRAIGHT EXTENSIONS.

CURVE HUB BULGE TABLE



The Single Tile Bulge Table provides a seamless connection between the Curve HUB.

**BULGE TABLE**

White Wash  
#CH982 WW (as shown)



BACK VIEW



FRONT VIEW

# Connecting the Curve

SEAMLESS EXPANSION WITH THE BULGE TABLE.

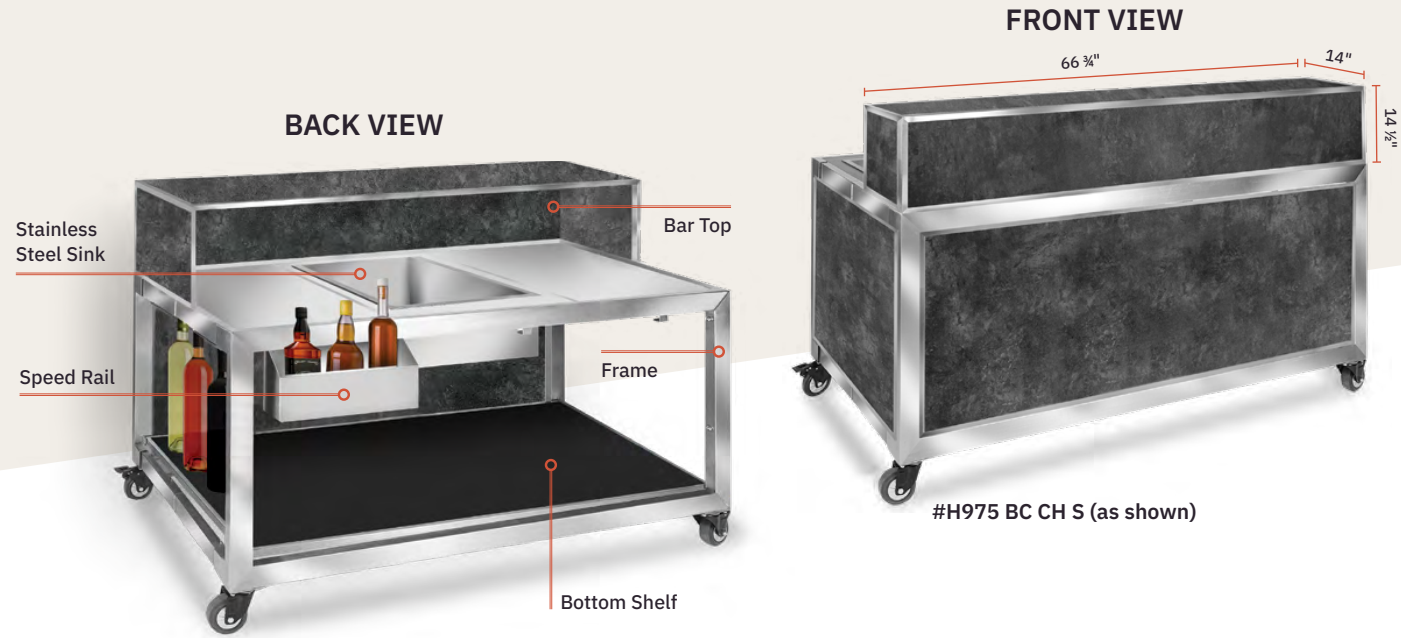
**CURVE HUB BULGE TABLE [ MODEL NUMBER GUIDE ]**

31 1/2" x 31 1/2" x 33 1/2"H

Customize your Mobile Buffet System with our easy to follow guides. Choose your preferred buffet combinations by inserting the provided numbers and letters in the designated space as demonstrated below. Skip letters and numbers that do not apply to your order.

Item Code	Display	CURVE HUB																																																
CH ### ####	CH																																																	
	Cart	Corner Table																																																
		982																																																
	Laminate																																																	
		<table border="0"> <tr> <td></td> <td></td> <td></td> <td></td> <td></td> <td></td> <td></td> <td></td> </tr> <tr> <td>Black</td> <td>Gray Wash Dark</td> <td>Gray Grain</td> <td>Textured Sandstone</td> <td>Textured Charcoal</td> <td>Speckled Slate</td> <td>Light Marble</td> <td>Stainless Steel</td> </tr> <tr> <td>BK</td> <td>GD</td> <td>GG</td> <td>SA</td> <td>CH</td> <td>SP</td> <td>LM</td> <td>SS</td> </tr> <tr> <td></td> <td></td> <td></td> <td></td> <td></td> <td></td> <td></td> <td></td> </tr> <tr> <td>Shaded Dark</td> <td>Shaded Light</td> <td>Bamboo</td> <td>Bleached Wood</td> <td>Softened Pastel</td> <td>White Wash</td> <td>Gray Wash Light</td> <td></td> </tr> <tr> <td>SD</td> <td>SL</td> <td>BA</td> <td>BW</td> <td>PS</td> <td>WW</td> <td>GW</td> <td></td> </tr> </table>									Black	Gray Wash Dark	Gray Grain	Textured Sandstone	Textured Charcoal	Speckled Slate	Light Marble	Stainless Steel	BK	GD	GG	SA	CH	SP	LM	SS									Shaded Dark	Shaded Light	Bamboo	Bleached Wood	Softened Pastel	White Wash	Gray Wash Light		SD	SL	BA	BW	PS	WW	GW	
Black	Gray Wash Dark	Gray Grain	Textured Sandstone	Textured Charcoal	Speckled Slate	Light Marble	Stainless Steel																																											
BK	GD	GG	SA	CH	SP	LM	SS																																											
Shaded Dark	Shaded Light	Bamboo	Bleached Wood	Softened Pastel	White Wash	Gray Wash Light																																												
SD	SL	BA	BW	PS	WW	GW																																												

THE HUB & CURVE HUB COLLAPSIBLE BAR



BAR KITS INCLUDE:

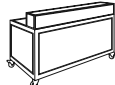
























- SS Table Frame
- Bar Top
- 1 Drop-In Sink
- 2 SS Display Tiles
- 1 Speed Rail
- Bottom Shelf
- 1 Front Panel
- 2 Side Panel



THE HUB BAR [ MODEL NUMBER GUIDE ]

HUB Bar Complete Size: 67" L x 33" W x 47 1/2" H

Customize your Mobile Buffet System with our easy to follow guides. Choose your preferred buffet combinations by inserting the provided numbers and letters in the designated space as demonstrated below. Skip letters and numbers that do not apply to your order.

Item Code	THE HUB	THE CURVE HUB
H/CH ##### ## #	<b>Display</b> H	<b>Display</b> CH
		
	COMPLETE Hub Bar Kit	COMPLETE Curve Hub Bar Kit
	975 BC	975 BC
<b>Laminate</b>	 Stainless Steel <b>SS</b>	 Black <b>BK</b>
	 Gray Wash Dark <b>GD</b>	 Gray Grain <b>GG</b>
	 Sandstone <b>SA</b>	 Charcoal <b>CH</b>
	 Speckled Slate <b>SP</b>	 Light Marble <b>LM</b>
	 Gray Wash Light <b>GW</b>	
	 Shaded Dark <b>SD</b>	 Shaded Light <b>SL</b>
	 Bamboo <b>BA</b>	 Bleached Wood <b>BW</b>
	 Softened Pastel <b>PS</b>	 White Wash <b>WW</b>
	 Acrylic White <b>AW</b>	 Optic Reflector <b>OR</b>
	 White Board <b>WB</b>	
<b>Edge Finish</b>	 Stainless Steel <b>S</b>	 Black <b>B</b>
	 Bronze <b>Z</b>	 Copper <b>C</b>
	 White <b>W</b>	

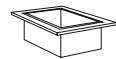
ADD-ONS



Bar Top

975 BT

(Choose Laminate and Edge Finish above)



Ice Bin/Sink Drop-in

H945IDSSS



SS Display Tile

H940SSS



Speed Rail

H975SR



HUB Complete Bar Dust Cover

H992BC








Curve HUB Complete Bar Dust Cover

CH992BC

THE HUB & CURVE HUB ADD-ON FUNCTIONS

Adjustable Heat Lamp

#H970 L3 S

XYLO COLOR OPTIONS	
 Stainless Steel S	 Black B
 Bronze Z	 Copper C
 White W	



Infrared Heat Lamp

#H970 IL B



*Light up, Warm up.*

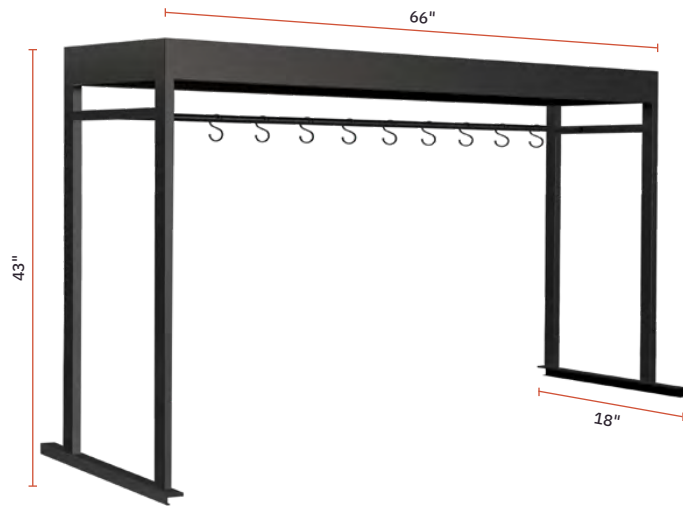
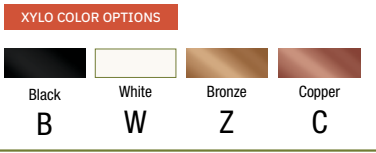
New! Infrared Heating Lamps.



THE HUB & CURVE HUB ADD-ON FUNCTIONS

Meat Hook

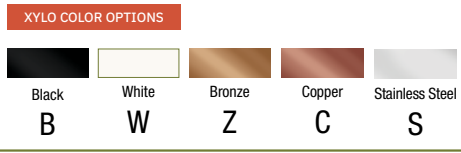
Black Meat Hook #H970 MH B



Slides into the HUB and Curve HUB

Sneeze Guard

#H970SG2S




Additional sneeze guards available  
[www.EasternTabletop.com](http://www.EasternTabletop.com)



Meat Stand

Stainless Steel Meat Hook #H970 MS S



Sushi Bar

#H970 SU B



From Meat to Sushi & everything in between.

## *The HUB Canopy*

fits both The HUB & Curve HUB table frames.

- Collapsible.
- Variety of fabric and colors available.
- Custom logo available.



#H970C BK S (as shown)  
Complete model number guide page 67



# THE HUB & CURVE HUB FULL TABLE CANOPY

## WICKER WEAVE - Antimicrobial Vinyl Panels




## MESH WEAVE - Antimicrobial Vinyl Panels

### DECORATION MESH WEAVE



### SUNRISE MESH WEAVE



### OPEN MESH WEAVE



## HUB & CURVE HUB CANOPY [ MODEL NUMBER GUIDE ]

Customize your Mobile Buffet System with our easy to follow guides. Choose your preferred buffet combinations by inserting the provided numbers and letters in the designated space as demonstrated below. Skip letters and numbers that do not apply to your order.

Item Code  
H #### ## #

**Display**

HUB & CURVE HUB  
H 970C

**Vinyl**

WICKER WEAVE

BZ	BW	CW	CC	CH	CI	CM	CT
CF	CB	FD	GX	KB	KJ	NF	NS
TS	RO	CN	TP	TI	HG		

MESH WEAVE

BL	BH	GE	IN	JS	LA	MW	NL
SL	WR	BF	MB	OB	DT	GL	MN
W1	DB	GY	BK	TN	W2		


**Finish**

S	B	Z	C	W

## EXTRACTOR / EXHAUST PORTABLE SYSTEM

### Large Extractor

MODEL: #H970LEXGG (as shown, more finishes available)  
 SIZE: 37 ½"L x 15"W x 53"H



### Medium Extractor

MODEL: #H970MEXBK (as shown, more finishes available)  
 SIZE: 24"L x 15"W x 53"H



### FEATURES:

- Stainless Steel Frame.
- Water resistance HPL.
- Heavy duty locking casters.
- Four-Layer filter system, medium / high efficiency filter
- Odor reduction from the surrounding air.
- Slide-in logo option on Medium Extractor.
- 120v

The Air Extractor is an innovative system of total smoke elimination, that accumulates during indoor grilling and heavy cooking at the buffet.



## ELECTRIFY YOUR EVENT, ANYTIME – ANYWHERE.

Smart Energy - UL approved 2000 Watts expands to 32,000 Watts of Power



MAIN: 17 1/2" L X 10 1/2" X 14 5/8" H EXPANSION: 17 1/2" X 10 1/2" X 11 3/8" H

- Portable and Light Weight for Easy Handling and Storage
- 2000 Watt Output Per Main Battery Add on Expansion Batteries to Increase Power Time
  - Daisy Chain up to 32,000 watts of power
  - Fast Charging 1.5 hours per battery for a Full Charge
    - Storage trolley available
    - Stores 9 batteries per cart

3 PORTABLE CHARGERS CAN POWER  
6 (300 watt) Induction Warming Tiles



### Charger Storage Cart

#H991BCB

41 1/4" X 23" X 58 3/4" H

Dust Cover #H992PBC

### Portable Charger

Single Main	#9002
Single Main + Expansion	#9004
Single Main + 2 Expansion	#9006
Single Main + 3 Expansion	#9008
Single Main + 4 Expansion	#9010
Single Main + 5 Expansion	#9012



THE HUB STORAGE


Table Cart

#H991T4  
Dust Cover #H992T4C



Table Cart

#H991T3  
Dust Cover #H992T3C



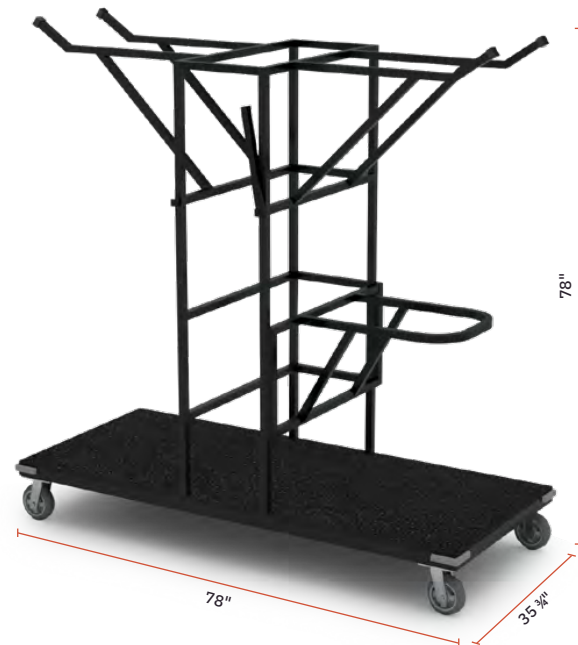
Tile Cart

#H991TC  
Dust Cover #H992TC



Table Cart Fits 8 Tables (Tables Only)

#H991T8  
Dust Cover #H992T8C



CURVE HUB STORAGE

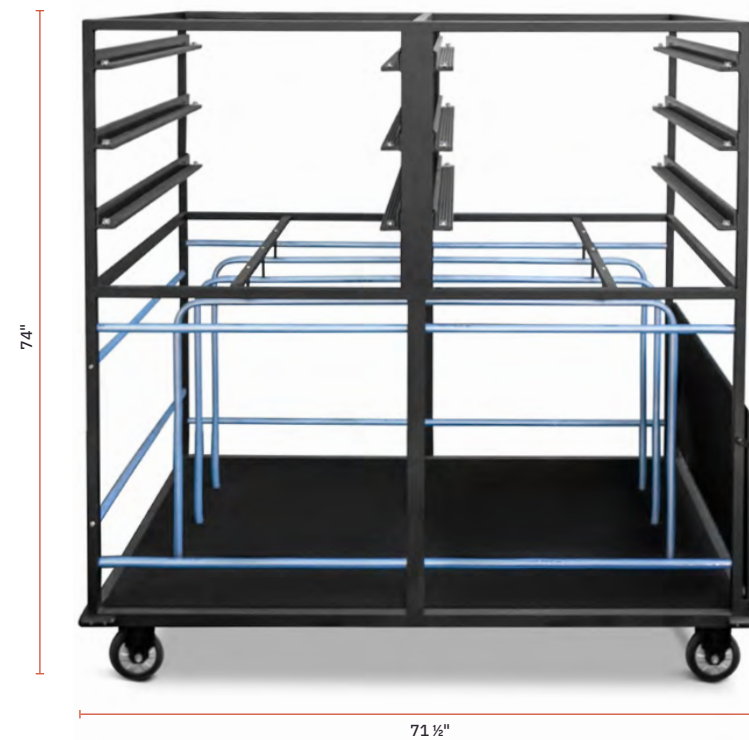
ORGANIZE. MOBILIZE. MAXIMIZE.

Roll with it. For an efficient storage solution.

Storage Cart

#CH991T4  
Dust Cover #CH992T4C

Fits 4 Complete HUB Tables.

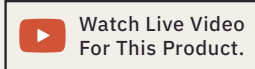


# ZOZZ

MODULAR FLAT PACK

## Stretch to perfection.

Compact setup or extended layout? The ZOZZ Buffet System can be both. Its unique expandable frame allows you to adapt to any space, changing size with your needs.



### What is in the system?


<b>TABLE FRAME</b>	78	<b>FUNCTION TILES</b>	82 - 85
<b>DISPLAY TILES</b>	79	<b>STRETCH BAR</b>	86 - 87
<b>DISPLAY PANELS</b>	80 - 81	<b>ADD-ONS</b>	88 - 89



# ZOZZ *Stretch*

## MOBILE BUFFET

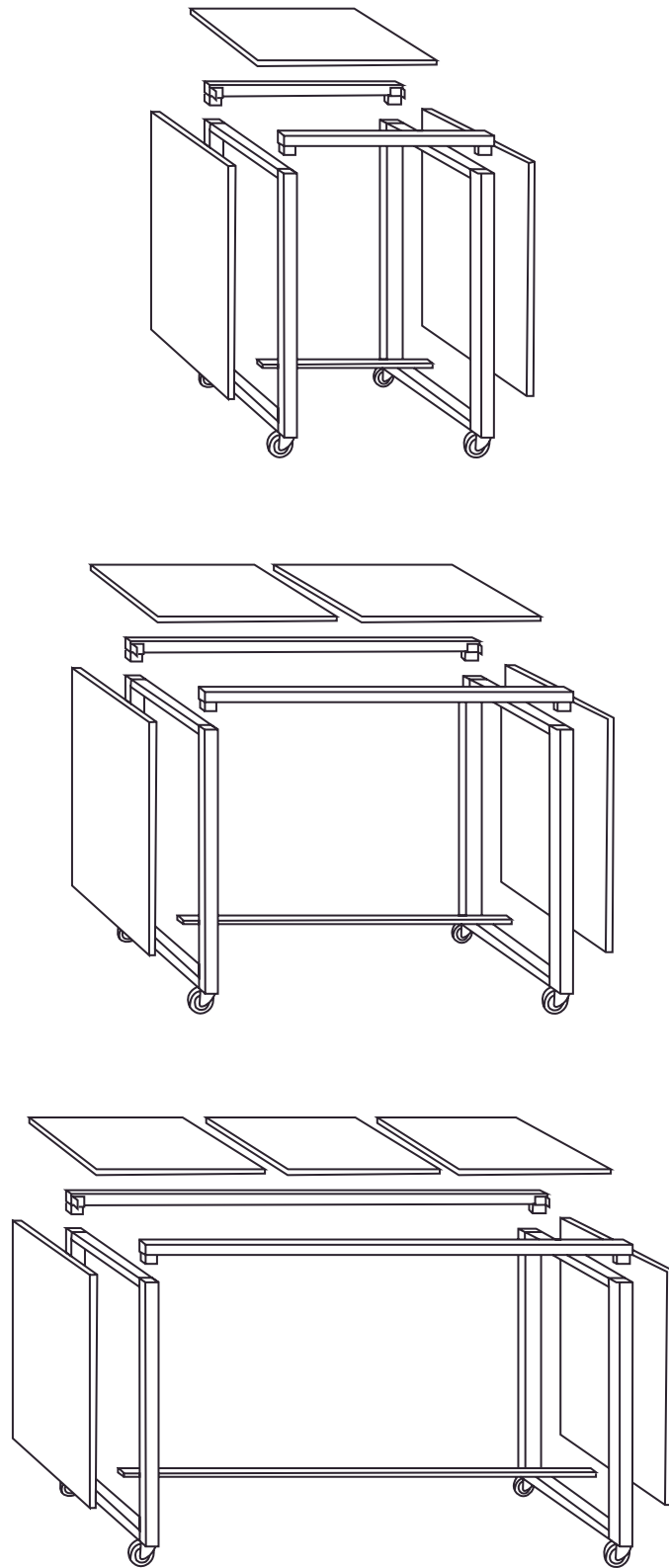
Complete product information on pages 78 - 89.

 Watch Live Video  
For This Product.

---

**STRETCHES FROM  
SINGLE TILE TABLE,  
UP TO 3 TILE TABLE**

---



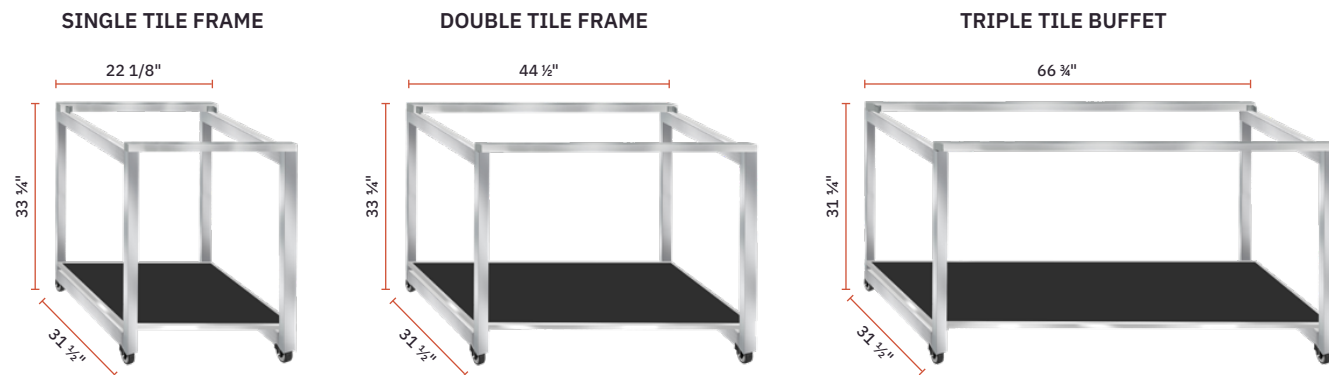
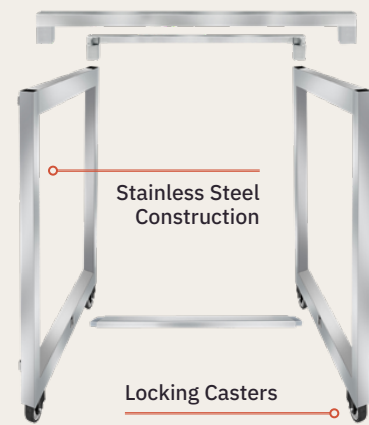
THE SAME SET OF SIDE FRAMES  
STRETCH FROM ONE TILE CART  
TO 3 TILE TABLE.



# ZOZZ STRETCH BUFFET

THE FREEDOM OF MOVEMENT USHERS  
IN THE NEW ERA OF BUFFET MOBILITY WITH  
FLAT PACK COMPACT STORAGE SOLUTIONS.

- No hardware or tools needed.
- Easily clicks into place.
- The HUB function tiles can be used on the ZOZZ Stretch Buffet.
- Comes with black bottom shelf.



## ZOZZ TABLE [ MODEL NUMBER GUIDE ]

Customize your Mobile Buffet System with our easy to follow guides. Choose your preferred buffet combinations by inserting the provided numbers and letters in the designated space as demonstrated below.

Single Tile Frame: 22"W x 31"D x 34"H  
Double Tile Frame: 44"W x 31"D x 34"H  
Triple Tile Frame: 66"W x 31"D x 34"H

Item Code: Z ### # #

**Display**: ZOZZ STRETCH Z 901

**Frame**: ZOZZ Single Tile Frame (S), ZOZZ Double Tile Frame (D), ZOZZ Triple Tile Frame (T)

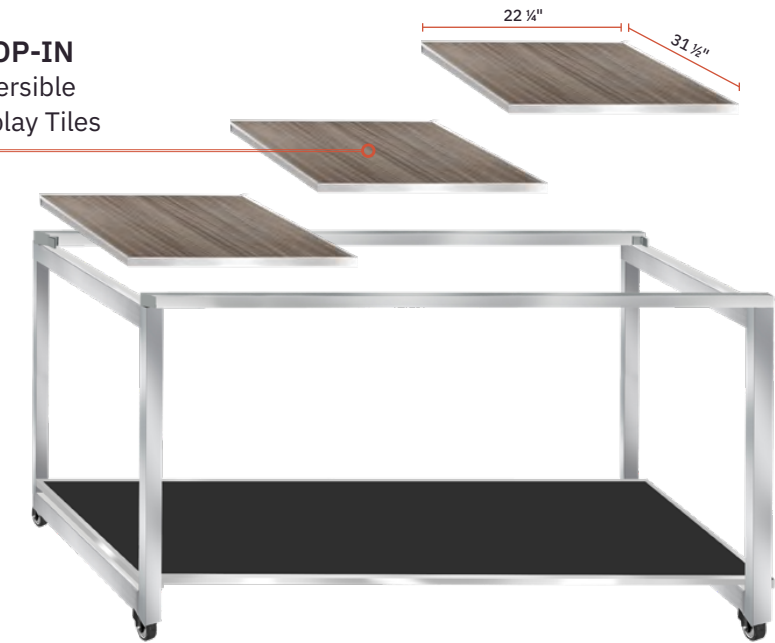
**Finish**: Stainless Steel (S), Black (B), Bronze (Z), Copper (C), White (W)

## XYLO TABLE COLOR OPTIONS



# ZOZZ DISPLAY TILES

**DROP-IN**  
Reversible  
Display Tiles



Watch Live Video  
For This Product.

## ZOZZ DISPLAY TILES [ MODEL NUMBER GUIDE ]

Size: 22 1/4" x 31 1/2"

Customize your Mobile Buffet System with our easy to follow guides. Choose your preferred buffet combinations by inserting the provided numbers and letters in the designated space as demonstrated below. Skip letters and numbers that do not apply to your order.

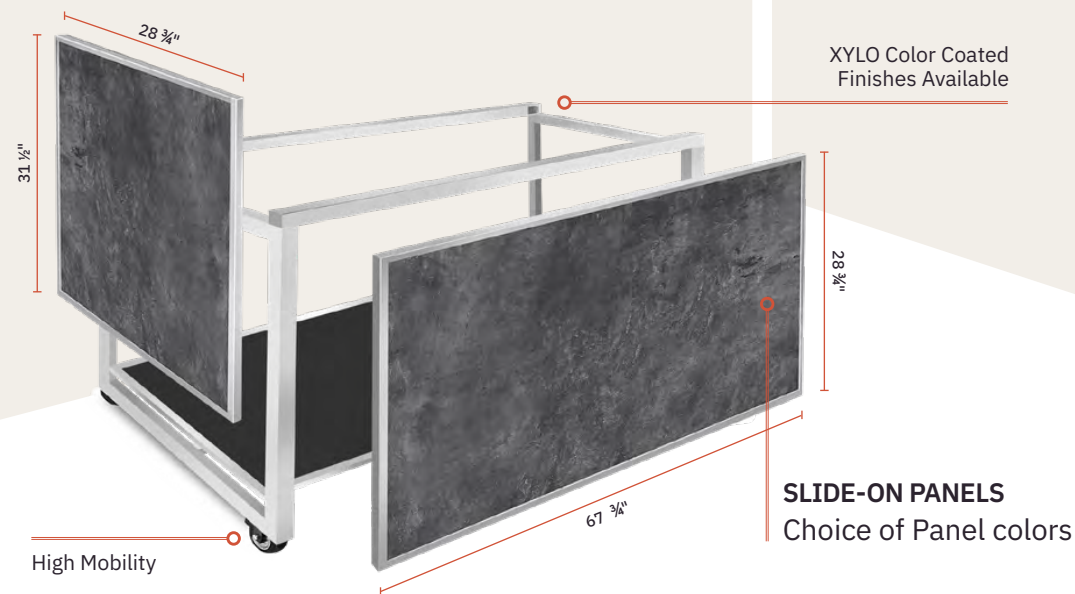
Item Code: H ### # #

**Display**: ZOZZ STRETCH H


**Display Tile**: Display Tile Laminate 940

**Reversible Laminate**: GGBK (Gray Grain/Black), SACH (Textured Sandstone/Charcoal), SDLM (Shaded Dark/Light Marble), GWGD (Gray Wash Light/Gray Wash Dark), BAPS (Bamboo/Softened Pastel), BWSP (Bleached Wood/Speckled Slate), WWSL (White Wash/Shaded Light), GL (Glass), SS (Stainless Steel)


**Edge Finish**: S (Stainless Steel), B (Black), Z (Bronze), C (Copper), W (White)




## CHOOSE YOUR PANEL TYPE



### FRONT PANEL COLOR OPTIONS



### SIDE PANEL COLOR OPTIONS



### ZOZZ PANELS [ MODEL NUMBER GUIDE ]

Customize your Mobile Buffet System with our easy to follow guides. Choose your preferred buffet combinations by inserting the provided numbers and letters in the designated space as demonstrated below. Skip letters and numbers that do not apply to your order.

Item Code: Z ### ## #

**Display**: ZOZZ STRETCH Z

**Panel Type**

Single Front Laminate	Double Front Laminate	Triple Front Laminate	Set of 2 Side Laminate	Perforated Single Front Panel	Perforated Double Front Panel	Perforated Triple Front Panel	Set of 2 Perforated Side Panels
935	936	937	938	939	941	942	943


**Laminate**  
For Z935, Z936, Z937, Z938

Stainless Steel	Black	Gray Wash Dark	Gray Grain	Textured Sandstone	Textured Charcoal	Speckled Slate	Light Marble	Gray Wash Light
SS	BK	GD	GG	SA	CH	SP	LM	GW
Shaded Dark	Shaded Light	Bamboo	Bleached Wood	Softened Pastel	White Wash	Acrylic White	Optic Reflector	White Board
SD	SL	BA	BW	PS	WW	AW	OR	WB

\* Stainless Steel edge is default. Additional finishes are made to order.

**Perforated Panel Color**  
For Z939, Z941, Z942, Z943

Stainless Steel	Black	Bronze	Copper	White
S	B	Z	C	W

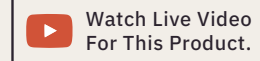


HUB **FUNCTION TILES** FIT THE


# 2022

## STRETCH TABLE,

WITH MANY FUNCTION  
TILES TO CHOOSE FROM!




**ZOZZ FUNCTIONS TILES**



**SQUARE INDUCTION**

22 1/4" x 31 1/2"



**ROUND INDUCTION**

22 1/4" x 31 1/2"



**DOUBLE ROUND INDUCTION**

22 1/4" x 31 1/2"



**OMELET INDUCTION STATION**

22 1/4" x 31 1/2"



**WOK**

22 1/4" x 31 1/2"



**DIM SUM**

22 1/4" x 31 1/2"



**HOT PLATE**

22 1/4" x 31 1/2"




**PLATE REGULATOR**

22 1/4" x 31 1/2"




**ECO SERVE SINGLE WARMER**

22 1/4" x 31 1/2"



**ECO SERVE DOUBLE WARMER**

22 1/4" x 31 1/2"



**ECO SERVE GN WARMER**

22 1/4" x 31 1/2"



**ECO OMELET TILE**

22 1/4" x 31 1/2"




**BUTCHER BLOCK TILE**

22 1/4" x 31 1/2"



**CARVING BOARD**

22 1/4" x 31 1/2"




**CUTTING BOARD WHITE**

22 1/4" x 31 1/2"



**ICE BIN BUILT UP**

22 1/4" x 31 1/2"



**ICE BIN/SINK DROP-IN**

22 1/4" x 31 1/2"



**DOUBLE ICE CREAM TILE**

22 1/4" x 31 1/2"



**HOT WELL SINGLE**

22 1/4" x 31 1/2"



**ELECTRIC SOUP SINGLE**

22 1/4" x 31 1/2"



**GRIDDLE SINGLE**

22 1/4" x 31 1/2"



**DOUBLE TILE GRIDDLE**

44 1/4" x 31 1/2"

**A TILE WITH NO BOUNDARIES.**

From HUB to ZOZZ and everything in between.



**ZOZZ FUNCTION TILES [ MODEL NUMBER GUIDE ]**

Customize your Mobile Buffet System with our easy to follow guides. Choose your preferred buffet combinations by inserting the provided numbers and letters in the designated space as demonstrated below. Skip letters and numbers that do not apply to your order.

Item Code: H ### ## ## #

**Display** ZOZZ FUNCTION TILE  
**H 945**

**Function**

Square Induction 1800 watts <b>SI</b>	Round Induction 600 watts <b>S6</b>	Round Induction 300 watts <b>S3</b>	Double Round Induction 600 watts <b>D6</b>	Double Round Induction 300 watts <b>D3</b>	Omelet Station Induction 1800 watts <b>O</b>	Wok <b>W</b>
Dim Sum <b>DS</b>	Hot Plate <b>HP</b>	Plate Regulator <b>PR</b>	EcoServe Single Round Warmer <b>ES</b>	EcoServe Double Round Warmer <b>ED</b>	EcoServe GN Warmer <b>EG</b>	Eco Omelet Station <b>EO</b>
Butcher Block Tile (No Laminate or Edge Finish) <b>BT</b>	Carving Board (No Laminate) <b>CB</b>	Cutting Board <b>CW or CK</b> WHITE BLACK	Ice Bin Built Up <b>IB</b>	Ice Bin/Sink Drop-in <b>ID</b>	Ice Cream Single <b>I1</b>	Ice Cream Double <b>I2</b>
Hot Well Single <b>HS</b>	Electric Soup <b>SE</b>	Griddle <b>G</b>	Double Tile Griddle <b>DG</b>			

**Laminate**

Stainless Steel <b>SS</b>	Black <b>BK</b>	Gray Grain <b>GG</b>	Sandstone <b>SA</b>	Charcoal <b>CH</b>	Speckled Slate <b>SP</b>	Light Marble <b>LM</b>	Gray Wash Light <b>GW</b>
Gray Wash Dark <b>GD</b>	Shaded Dark <b>SD</b>	Shaded Light <b>SL</b>	Bamboo <b>BA</b>	Bleached Wood <b>BW</b>	Softened Pastel <b>PS</b>	White Wash <b>WW</b>	Acrylic White <b>AW</b>

\* Stainless Steel laminate is default. Additional finishes are made to order.

**Edge Finish**

Stainless Steel <b>S</b>	Black <b>B</b>	Bronze <b>Z</b>	Copper <b>C</b>	White <b>W</b>
-----------------------------	-------------------	--------------------	--------------------	-------------------


\* Stainless Steel edge is default. Additional finishes are made to order.

Watch Live Video For This Product.

**ZOZZ 4-PIECE BAR SET**

Includes: BAR TOP + FRONT PANEL + 2 SIDE PANELS (only)

**COMPLETE ZOZZ BAR KIT**



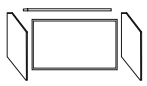


**HOW IT WORKS**

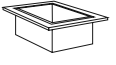



ATTACH 4-PIECE ZOZZ BAR SET TO YOUR EXISTING TRIPLE ZOZZ TABLE, OR PURCHASE OUR SINGLE PIECE CONSTRUCTION ZOZZ BAR.



**ZOZZ BAR [ MODEL NUMBER GUIDE ]**


Customize your Mobile Buffet System with our easy to follow guides. Choose your preferred buffet combinations by inserting the provided numbers and letters in the designated space as demonstrated below. Skip letters and numbers that do not apply to your order.

Item Code	Z ### ##	Display	THE ZOZZ Z
Item		 4-Piece Bar Set <b>944</b> Bar Top: 69 1/2" x 12 1/4" Front Panel: 68 3/4" x 40 1/4" Side Panels: 31 1/2" x 40 1/4"	 Complete ZOZZ Bar Kit <b>946</b> 69 1/2" x 32 3/4" x 46 1/4"
Laminate		 Stainless Steel (SS)   Black (BK)   Gray Wash Dark (GD)   Gray Grain (GG)   Sandstone (SA)   Charcoal (CH)   Speckled Slate (SP)   Light Marble (LM)   Gray Wash Light (GW) Shaded Dark (SD)   Shaded Light (SL)   Bamboo (BA)   Bleached Wood (BW)   Softened Pastel (PS)   White Wash (WW)   Acrylic White (AW)   Optic Reflector (OR)   White Board (WB)	

<b>ADD-ONS</b>				
	Ice Bin/Sink Drop-in H945IDSSS	SS Display Tile H940SSS	Speed Rail H975SR	Complete Bar Dust Cover Z992BC


### Infrared Heat Lamp

#H970ILBK



### Adjustable Heat Lamp

#H970L3S




### Sushi Bar

#H970SUB



### Sneeze Guard

#H970SG2S



### Meat Stand

Stainless Steel Meat Hook #H970 MS S



### Table Cart

#Z991TC

### Dust Cover

#Z9921C Table Frame  
#Z9922C Table Frame  
#Z9923C Table Frame  
#Z992TC Table Cart

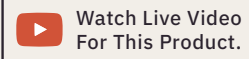
Additional Sneeze Guards available on website.

[www.EasternTabletop.com](http://www.EasternTabletop.com)

# Q-BIK

It's time to think vertically.

The Q-Bik Buffet System stands tall with stacked tiers, maximizing upward space while keeping everything easily within reach.



## What is in the system?

<b>TIERED DISPLAYS</b>	94	<b>FUNCTION TILES</b>	98 - 99
<b>BUFFET TILE FRAME</b>	95	<b>BAR SETUP</b>	100 - 101
<b>DISPLAY PANELS</b>	96 - 97		



# Q-BIK

## *Display & Table Frame*

### MOBILE BUFFET

Complete product information on pages 94 - 101.

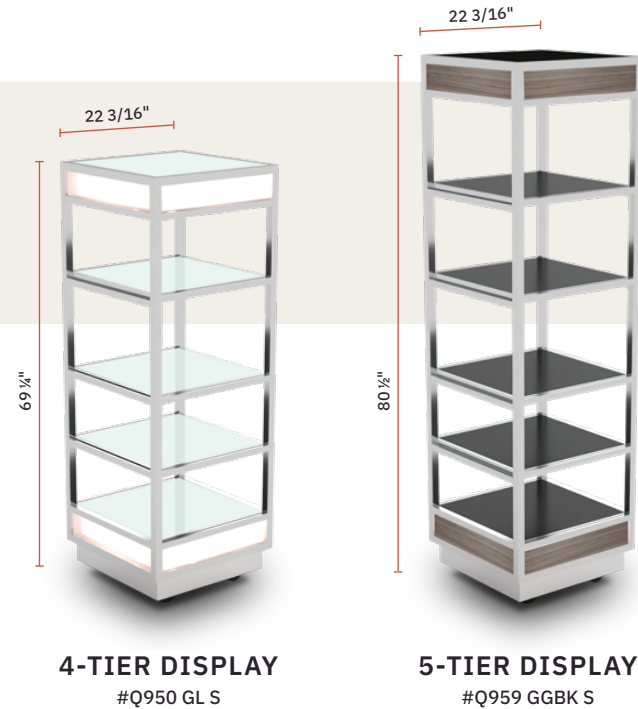


# 4 & 5 TIER DISPLAYS

Q-BIK CAPABILITIES ARE AS IMPRESSIVE AS THEY ARE EXTENSIVE.

**FEATURES:**

- No hardware or tools needed.
- Reversible shelves easily clicks into place.
- Seamless transition between indoor/outdoor spaces.
- Heavy duty swivel casters, effortlessly glide from carpet to tile.



Reversible Laminate Shelf Options

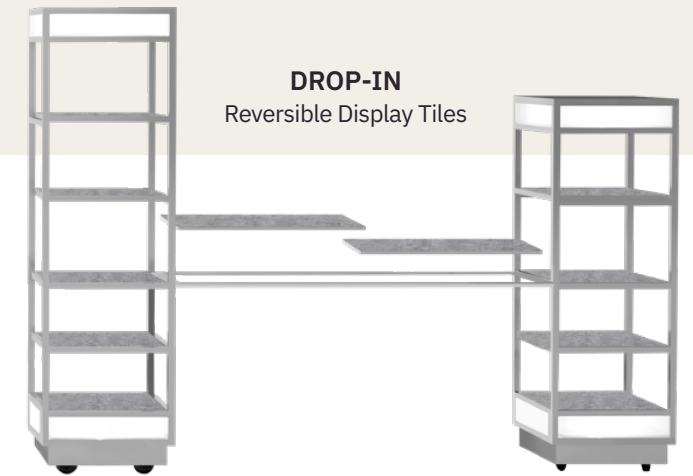
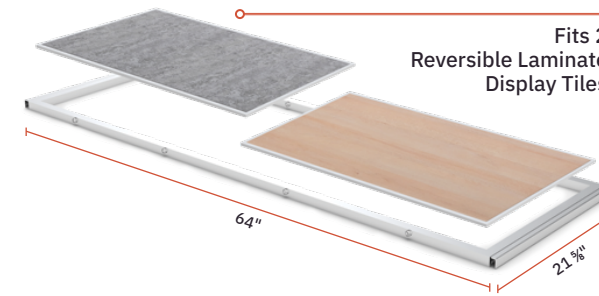
**4-TIER DISPLAY**  
#Q950 GL S

**5-TIER DISPLAY**  
#Q959 GGBK S

# THE Q-BIK EXTENDS FROM A SINGULAR DISPLAY TO A FULL BUFFET IN MERE MINUTES.

**FEATURES:**

- HUB Display & Function Tiles fit horizontally in frame.
- Connecting Tile Adapter easily hooks onto display stands.
- Set up and collapse your buffet in any area.



### Q-BIK TIER DISPLAY [ MODEL NUMBER GUIDE ]

Customize your Mobile Buffet System with our easy to follow guides. Choose your preferred buffet combinations by inserting the provided numbers and letters in the designated space as demonstrated below. Skip letters and numbers that do not apply to your order.

Item Code: Q ### #### #

**Display**: Q

**Display Tile**: 4-Tier Display with Acrylic Accent (950), 5-Tier Display with Acrylic Accent (951), 4-Tier Display with Gray Grain Accents (958), 5-Tier Display with Gray Grain Accents (959)

**Reversible Laminate**: GGBK (Gray Grain/Black), SACH (Textured Sandstone/Charcoal), SDLM (Shaded Dark/Light Marble), GWGD (Gray Wash Light/Gray Wash Dark), BAPS (Bamboo/Softened Pastel), BWSP (Bleached Wood/Specckled Slate), WWSL (White Wash/Shaded Light), GL (Glass), SS (Stainless Steel)

**Edge Finish**: S (Stainless Steel), B (Black), Z (Bronze), C (Copper), W (White)

4-Tier Display: 22 3/16"W x 22 3/16"D x 69 1/2"H  
5-Tier Display: 22 3/16"W x 22 3/16"D x 80 1/2"H

### Q-BIK TILE FRAME ADAPTER Q954

2 Tile Adapter, Tile Frame Adapter: 64"L x 21 1/2"D

### Q-BIK DISPLAY TILES [ MODEL NUMBER GUIDE ]

Customize your Mobile Buffet System with our easy to follow guides. Choose your preferred buffet combinations by inserting the provided numbers and letters in the designated space as demonstrated below. Skip letters and numbers that do not apply to your order.

Item Code: H ### #### #

**Display Tile**: H940

**Reversible Laminate**: GGBK (Gray Grain/Black), SACH (Textured Sandstone/Charcoal), SDLM (Shaded Dark/Light Marble), GWGD (Gray Wash Light/Gray Wash Dark), BAPS (Bamboo/Softened Pastel), BWSP (Bleached Wood/Specckled Slate), WWSL (White Wash/Shaded Light), GL (Glass), SS (Stainless Steel)

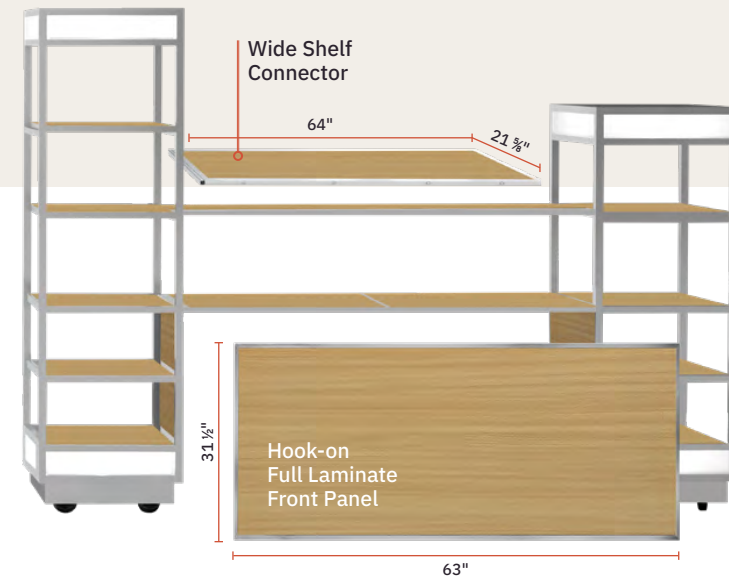
**Edge Finish**: S (Stainless Steel), B (Black), Z (Bronze), C (Copper), W (White)

Q-BIK DISPLAY PANELS

# EMBRACE THE EASE OF MOBILITY & ADAPTABILITY

- A vast selection of panels to choose from.
- Narrow and Wide Shelf Connectors connect the display stands to provide additional space within the display.
- No hardware or tools needed.

Watch Live Video For This Product.



## Q-BIK TIER DISPLAY [ MODEL NUMBER GUIDE ]

Example: Bamboo Full Front Panel #Q955FFBA

Customize your Mobile Buffet System with our easy to follow guides. Choose your preferred buffet combinations by inserting the provided numbers and letters in the designated space as demonstrated below. Skip letters and numbers that do not apply to your order.

Item Code	Q-BIK								
Q ### ## #	Display	Q							
Panel Type									
	Full Front Panel	Perforated Front Panel	Wide Shelf Connector	Narrow Shelf Connector					
	955FF	955P	952	953					
	63" x 31 1/2"	63" x 31 1/2"	64" x 21 1/2"	64" x 10"					
Laminate For Full Front Panel & Shelf Connectors									
	SS	BK	GD	GG	SA	CH	SP	LM	GW
	SD	SL	BA	BW	PS	WW	AW	OR	WB
* Stainless Steel edge is default. Additional finishes are made to order.									
Perforated Front Panel Color									
	S	B	Z	C	W				

**Q-BIK FUNCTIONS TILES**

All Single & Double HUB tiles fit the Q-Bik shelf connector,


2 FUNCTION TILES FIT HORIZONTALLY IN TILE ADAPTER.



**SQUARE INDUCTION**  
22 1/4" x 31 1/2"




**ROUND INDUCTION**  
22 1/4" x 31 1/2"



**DOUBLE ROUND INDUCTION**  
22 1/4" x 31 1/2"



**OMELET INDUCTION STATION**  
22 1/4" x 31 1/2"



**WOK**  
22 1/4" x 31 1/2"



**DIM SUM**  
22 1/4" x 31 1/2"



**HOT PLATE**  
22 1/4" x 31 1/2"



**PLATE REGULATOR**  
22 1/4" x 31 1/2"

**Q-BIK FUNCTION TILES [ MODEL NUMBER GUIDE ]**

Customize your Mobile Buffet System with our easy to follow guides. Choose your preferred buffet combinations by inserting the provided numbers and letters in the designated space as demonstrated below. Skip letters and numbers that do not apply to your order.

Item Code  
Q ### ## ## #

**Display**  
THE HUB FUNCTION TILE  
**H 945**

**Function**

Square Induction 1800 watts <b>SI</b>	Round Induction 600 watts <b>S6</b>	Round Induction 300 watts <b>S3</b>	Double Round Induction 600 watts <b>D6</b>	Double Round Induction 300 watts <b>D3</b>	Omelet Station Induction 1800 watts <b>O</b>	Wok <b>W</b>
Dim Sum <b>DS</b>	Hot Plate <b>HP</b>	Plate Regulator <b>PR</b>	EcoServe Double Round Warmer <b>ED</b>	EcoServe Single Round Warmer <b>ES</b>	EcoServe GN Warmer <b>EG</b>	Eco Omelet Station <b>EO</b>
Butcher Block Tile (No Laminate or Edge Finish) <b>BT</b>	Carving Board (No Laminate) <b>CB</b>	Cutting Board <b>CW or CK</b> White Black	Ice Bin Built Up <b>IB</b>	Ice Bin/Sink Drop-in <b>ID</b>	Ice Cream Single White or Black <b>I1</b>	Ice Cream Double White or Black <b>I2</b>
Hot Well Single <b>HS</b>	Electric Soup <b>SE</b>	Griddle <b>G</b>	Double Tile Griddle <b>DG</b>	Riser Display <b>RD</b>	Out-of-the-Box <b>OB</b>	

**Laminate**

Stainless Steel <b>SS</b>	Black <b>BK</b>	Gray Wash Dark <b>GD</b>	Gray Grain <b>GG</b>	Sandstone <b>SA</b>	Charcoal <b>CH</b>	Speckled Slate <b>SP</b>	Light Marble <b>LM</b>
Gray Wash Light <b>GW</b>	Shaded Dark <b>SD</b>	Shaded Light <b>SL</b>	Bamboo <b>BA</b>	Bleached Wood <b>BW</b>	Softened Pastel <b>PS</b>	White Wash <b>WW</b>	Acrylic White <b>AW</b>

\* Stainless Steel laminate is default. Additional finishes are made to order.


**Edge Finish**

Stainless Steel <b>S</b>	Black <b>B</b>	Bronze <b>Z</b>	Copper <b>C</b>	White <b>W</b>
-----------------------------	-------------------	--------------------	--------------------	-------------------


\*\* Stainless Steel edge is default. Additional finishes are made to order.



**ECO SERVE SINGLE WARMER**  
22 1/4" x 31 1/2"



**ECO SERVE DOUBLE WARMER**  
22 1/4" x 31 1/2"



**ECO SERVE GN WARMER**  
22 1/4" x 31 1/2"




**ECO OMELET TILE**  
22 1/4" x 31 1/2"




**BUTCHER BLOCK TILE**  
22 1/4" x 31 1/2"



**CARVING BOARD**  
22 1/4" x 31 1/2"



**CUTTING BOARD WHITE**  
22 1/4" x 31 1/2"




**ICE BIN BUILT UP**  
22 1/4" x 31 1/2"



**ICE BIN/SINK DROP-IN**  
22 1/4" x 31 1/2"



**DOUBLE ICE CREAM TILE**  
22 1/4" x 31 1/2"



**HOT WELL SINGLE**  
22 1/4" x 31 1/2"



**ELECTRIC SOUP SINGLE**  
22 1/4" x 31 1/2"



**GRIDDLE SINGLE**  
22 1/4" x 31 1/2"



**DOUBLE TILE GRIDDLE**  
44 1/2" x 31 1/2"



**RISER DISPLAY**  
22 1/4" x 31 1/2"




**OUT-OF-THE-BOX**  
22 1/4" x 31 1/2"



# Ryze

## Height Adjustable Nesting Tables. Service at every level.

From table, to counter, to bar - these height-adjustable function tile nesting tables rise to any occasion and nest neatly away when it's done.



### What is in the system?

<b>NESTING TABLES</b>	106	<b>FRONT PANELS</b>	107
<b>DISPLAY TILES</b>	107	<b>FUNCTION TILES</b>	108 - 109

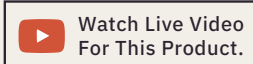


# Ryze

*Adjustable Height  
Function Tile  
Nesting Tables*

## MOBILE BUFFET

Complete product information on pages 106 - 109.



*to the occasion*  
**Ryze**



Watch Live Video For This Product.

# ADJUSTABLE HEIGHT FUNCTION TILE NESTING TABLES

COME IN 3 DIFFERENT WIDTHS TO ACCOMMODATE SINGLE, DOUBLE OR TRIPLE TILE FUNCTIONS.



ALL 3 TABLE WIDTHS, CAN BE ADJUSTED TO 32", 37" OR 41" HEIGHT.

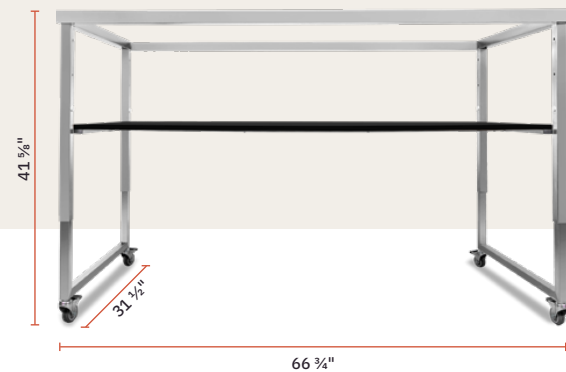
SINGLE TILE FRAME



DOUBLE TILE FRAME



TRIPLE TILE FRAME



## RYZE ADJUSTABLE HEIGHT NESTING TABLES [ MODEL NUMBER GUIDE ]

Customize your Mobile Buffet System with our easy to follow guides. Choose your preferred buffet combinations by inserting the provided numbers & letters in the designated space as demonstrated below.

Item Code: **RN ### # #** **Display** NESTING TABLE **RN 904**

**Frame**

Single Tile Frame	Double Tile Frame	Triple Tile Frame	Set of 3
<b>S</b>	<b>D</b>	<b>T</b>	<b>C</b>

**Finish**

Stainless Steel	Black	Bronze	Copper	White
<b>S</b>	<b>B</b>	<b>Z</b>	<b>C</b>	<b>W</b>

## RYZE NESTING TABLE DISPLAY TILES [ MODEL NUMBER GUIDE ]

Customize your Mobile Buffet System with our easy to follow guides. Choose your preferred buffet combinations by inserting the provided numbers and letters in the designated space as demonstrated below. Skip letters and numbers that do not apply to your order.

Item Code: **H ### ### #** **Display Tile** NESTING TABLE Laminated Display Tile **H 940**

**Reversible Laminate**

Gray Grain/Black	Textured Sandstone/Charcoal	Shaded Dark/Light Marble	Gray Wash Light/Gray Wash Dark	
<b>GGBK</b>	<b>SACH</b>	<b>SDLM</b>	<b>GWGD</b>	
Bamboo/Softened Pastel	Bleached Wood/Speckled Slate	White Wash/Shaded Light	Glass	Stainless Steel
<b>BAPS</b>	<b>BWSP</b>	<b>WWSL</b>	<b>GL</b>	<b>SS</b>

**Edge Finish**

Stainless Steel	Black	Bronze	Copper	White
<b>S</b>	<b>B</b>	<b>Z</b>	<b>C</b>	<b>W</b>

## RYZE NESTING TABLE FRONT PANELS [ MODEL NUMBER GUIDE ]

Customize your Mobile Buffet System with our easy to follow guides. Choose your preferred buffet combinations by inserting the provided numbers and letters in the designated space as demonstrated below. Skip letters and numbers that do not apply to your order.

Item Code: **RN ### # #** **Display** NESTING TABLE **RN 956**


**Panel Type**

Single Tile Table Front Panel	Double Tile Table Front Panel	Triple Tile Table Front Panel
<b>S</b>	<b>D</b>	<b>T</b>


**Laminate**

Stainless Steel	Black	Gray Wash Dark	Gray Grain	Sandstone	Charcoal	Speckled Slate	Light Marble
<b>SS</b>	<b>BK</b>	<b>GD</b>	<b>GG</b>	<b>SA</b>	<b>CH</b>	<b>SP</b>	<b>LM</b>
Gray Wash Light	Shaded Dark	Shaded Light	Bamboo	Bleached Wood Softened Pastel	White Wash	Optic Reflector	
<b>GW</b>	<b>SD</b>	<b>SL</b>	<b>BA</b>	<b>BW</b>	<b>PS</b>	<b>WW</b>	<b>OR</b>


Ryze TABLE FUNCTION TILES



SQUARE INDUCTION  
22 1/4" x 31 1/2"



ROUND INDUCTION  
22 1/4" x 31 1/2"



DOUBLE ROUND INDUCTION  
22 1/4" x 31 1/2"



OMELET INDUCTION STATION  
22 1/4" x 31 1/2"



WOK  
22 1/4" x 31 1/2"



DIM SUM  
22 1/4" x 31 1/2"



HOT PLATE  
22 1/4" x 31 1/2"




PLATE REGULATOR  
22 1/4" x 31 1/2"



ECO SERVE SINGLE WARMER  
22 1/4" x 31 1/2"



ECO SERVE DOUBLE WARMER  
22 1/4" x 31 1/2"



ECO SERVE GN WARMER  
22 1/4" x 31 1/2"




ECO OMELET TILE  
22 1/4" x 31 1/2"



BUTCHER BLOCK TILE  
22 1/4" x 31 1/2"




CARVING BOARD  
22 1/4" x 31 1/2"



CUTTING BOARD WHITE  
22 1/4" x 31 1/2"



ICE BIN BUILT UP  
22 1/4" x 31 1/2"



ICE BIN/SINK DROP-IN  
22 1/4" x 31 1/2"



DOUBLE ICE CREAM TILE  
22 1/4" x 31 1/2"



HOT WELL SINGLE  
22 1/4" x 31 1/2"



ELECTRIC SOUP SINGLE  
22 1/4" x 31 1/2"



GRIDDLE SINGLE  
22 1/4" x 31 1/2"



DOUBLE TILE GRIDDLE  
44 1/4" x 31 1/2"



ALL HUB TILES  
FIT THE RYZE  
DISPLAY TABLE

Watch Live Video  
For This Product.

RYZE NESTING TABLE FUNCTION TILES [ MODEL NUMBER GUIDE ]

Customize your Mobile Buffet System with our easy to follow guides. Choose your preferred buffet combinations by inserting the provided numbers and letters in the designated space as demonstrated below. Skip letters and numbers that do not apply to your order.

Item Code  
H ### ## ## #

**Display** HUB & CURVE HUB  
H 945

**Function**

Square Induction 1800 watts <b>SI</b>	Round Induction 600 watts <b>S6</b>	Round Induction 300 watts <b>S3</b>	Double Round Induction 600 watts <b>D6</b>	Double Round Induction 300 watts <b>D3</b>	Omelet Station Induction 1800 watts <b>O</b>	Wok <b>W</b>	Dim Sum <b>DS</b>
Hot Plate Tile <b>HP</b>	Plate Regulator <b>PR</b>	EcoServe Double Round Warmer <b>ED</b>	EcoServe Single Round Warmer <b>ES</b>	EcoServe GN Warmer <b>EG</b>	Eco Omelet Station <b>EO</b>	Butcher Block Tile (No Laminate or Edge Finish) <b>BT</b>	Carving Board (No Laminate) <b>CB</b>
Cutting Board <b>CW or CK</b> WHITE BLACK	Ice Bin Built Up <b>IB</b>	Ice Bin/Sink Drop-in <b>ID</b>	Ice Cream Single <b>I1</b>	Ice Cream Double <b>I2</b>	Hot Well Single <b>HS</b>	Electric Soup <b>SE</b>	Griddle <b>G</b>
Double Tile Griddle <b>DG</b>							

**Laminate**

Stainless Steel <b>SS</b>	Black <b>BK</b>	Gray Grain <b>GG</b>	Textured Sandstone <b>SA</b>	Textured Charcoal <b>CH</b>	Speckled Slate <b>SP</b>	Light Marble <b>LM</b>	Gray Wash Light <b>GW</b>
Gray Wash Dark <b>GD</b>	Shaded Dark <b>SD</b>	Shaded Light <b>SL</b>	Bamboo <b>BA</b>	Bleached Wood <b>BW</b>	Softened Pastel <b>PS</b>	White Wash <b>WW</b>	Acrylic White <b>AW</b>

\* Stainless Steel laminate is default. Additional finishes are made to order.

**Edge Finish**

Stainless Steel <b>S</b>	Black <b>B</b>	Bronze <b>Z</b>	Copper <b>C</b>	White <b>W</b>
-----------------------------	-------------------	--------------------	--------------------	-------------------

\*\* Stainless Steel edge is default. Additional finishes are made to order.

# *The Buggy Cart*

## MOBILE BUFFET

Complete product information on pages 112 - 115.

---

WHERE EVERY OCCASION  
IS A SMOOTH RIDE.

---



THE BUGGY CART MOBILE BUFFET

ALL HUB TILES FIT  
**THE BUGGY CART**  
WITH MANY FUNCTION TILES TO CHOOSE FROM

See pages 108 - 109 for complete list of function tiles.




**THE BUGGY CART [ MODEL NUMBER GUIDE ]**

70 7/8"W x 31 1/2"D x 33 1/2"H



















Customize your Mobile Buffet System with our easy to follow guides. Choose your preferred buffet combinations by inserting the provided numbers & letters in the designated space as demonstrated below.

Item Code  
HB ### ## #

Display 






THE BUGGY CART  
HB 908

Laminate  
Bottom & Side  
of Cart

								
* Black BK	Stainless Steel SS	Gray Grain GG	Textured Sandstone SA	Textured Charcoal CH	Speckled Slate SP	Light Marble LM	Gray Wash Light GW	Gray Wash Dark GD
								
Shaded Dark SD	Shaded Light SL	Bamboo BA	Bleached Wood BW	Softened Pastel PS	White Wash WW	Acrylic White AW	Optic Reflector OR	White Board WB

\* Black laminate is default. Additional finishes are made to order.


Finish

				
Stainless Steel S	Black B	Bronze Z	Copper C	White W

**BUGGY CART DISPLAY TILES [ MODEL NUMBER GUIDE ]**









Customize your Mobile Buffet System with our easy to follow guides. Choose your preferred buffet combinations by inserting the provided numbers & letters in the designated space as demonstrated below.

Item Code  
H ### ## #






Display Tile 

THE BUGGY CART  
Laminate Display Tile  
H 940

Reversible  
Laminate

				
Gray Grain/Black GGBK	Textured Sandstone/Charcoal SACH	Shaded Dark/Light Marble SDLM	Gray Wash Light/Gray Wash Dark GWGD	
				
Bamboo/Softened Pastel BAPS	Bleached Wood/Speckled Slate BWSP	White Wash/Shaded Light WWSL	Glass GL	Stainless Steel SS

Edge Finish

				
Stainless Steel S	Black B	Bronze Z	Copper C	White W

THE BUGGY CART CANOPY

# THE BUGGY CART CANOPY

## BUGGY CART CANOPY [ MODEL NUMBER GUIDE ]

Customize your Mobile Buffet System with our easy to follow guides. Choose your preferred buffet combinations by inserting the provided numbers and letters in the designated space as demonstrated below. Skip letters and numbers that do not apply to your order.

Item Code HB #### # # #	<b>Display</b>	BUGGY CART CANOPY HB 970C																																																																																																										
	<b>Vinyl</b>	<p>WICKER WEAVE</p> <table border="0"> <tr> <td></td> <td></td> <td></td> <td></td> <td></td> <td></td> <td></td> <td></td> </tr> <tr> <td>LZ</td> <td>BW</td> <td>CW</td> <td>CC</td> <td>CH</td> <td>CI</td> <td>CM</td> <td>CT</td> </tr> <tr> <td></td> <td></td> <td></td> <td></td> <td></td> <td></td> <td></td> <td></td> </tr> <tr> <td>CF</td> <td>CB</td> <td>FD</td> <td>GX</td> <td>KB</td> <td>KJ</td> <td>NF</td> <td>NS</td> </tr> <tr> <td></td> <td></td> <td></td> <td></td> <td></td> <td></td> <td></td> <td></td> </tr> <tr> <td>TS</td> <td>RO</td> <td>CN</td> <td>TP</td> <td>TI</td> <td>HG</td> <td></td> <td></td> </tr> </table> <p>MESH WEAVE</p> <table border="0"> <tr> <td></td> <td></td> <td></td> <td></td> <td></td> <td></td> <td></td> <td></td> </tr> <tr> <td>BL</td> <td>BH</td> <td>GE</td> <td>IN</td> <td>JS</td> <td>LA</td> <td>MW</td> <td>NL</td> </tr> <tr> <td></td> <td></td> <td></td> <td></td> <td></td> <td></td> <td></td> <td></td> </tr> <tr> <td>SL</td> <td>WR</td> <td>BF</td> <td>MB</td> <td>OB</td> <td>DT</td> <td>GL</td> <td>MN</td> </tr> <tr> <td></td> <td></td> <td></td> <td></td> <td></td> <td></td> <td></td> <td></td> </tr> <tr> <td>W1</td> <td>GY</td> <td>BK</td> <td>DB</td> <td>TN</td> <td>W2</td> <td></td> <td></td> </tr> </table> <p><b>Finish</b></p> <table border="0"> <tr> <td></td> <td></td> <td></td> <td></td> <td></td> </tr> <tr> <td>S</td> <td>B</td> <td>Z</td> <td>C</td> <td>W</td> </tr> </table>									LZ	BW	CW	CC	CH	CI	CM	CT									CF	CB	FD	GX	KB	KJ	NF	NS									TS	RO	CN	TP	TI	HG											BL	BH	GE	IN	JS	LA	MW	NL									SL	WR	BF	MB	OB	DT	GL	MN									W1	GY	BK	DB	TN	W2								S	B	Z	C	W
LZ	BW	CW	CC	CH	CI	CM	CT																																																																																																					
CF	CB	FD	GX	KB	KJ	NF	NS																																																																																																					
TS	RO	CN	TP	TI	HG																																																																																																							
BL	BH	GE	IN	JS	LA	MW	NL																																																																																																					
SL	WR	BF	MB	OB	DT	GL	MN																																																																																																					
W1	GY	BK	DB	TN	W2																																																																																																							
S	B	Z	C	W																																																																																																								

## BUGGY CART CANOPY

Vinyl: BROADWAY WAVE  
Edge Finish: STAINLESS STEEL  
MODEL #HB970C BW S (as shown)



MOBILE WASHING STATION

REVERSIBLE GRAY GRAIN/BLACK  
27"L x 24"W x 34"H



REVERSIBLE TEXTURED CHARCOAL/SANDSTONE  
27"L x 24"W x 34"H



MOBILE WASHING STATION [ MODEL NUMBER GUIDE ]

	Stainless Steel	Black	Bronze	Copper
REVERSIBLE GRAY GRAIN/BLACK	ST6105PS	ST6105PSMB	ST6105PSRZ	ST6105PSCP
REVERSIBLE CHARCOAL/SANDSTONE	ST6120PS	ST6120PSMB	ST6120PSRZ	ST6120PSCP

Fits a 5 gallon water tank.



CLEANLINESS, CONVENIENT, CAMOUFLAGED.  
The Mobile Washing Station that Adapts.



5 PANEL SET

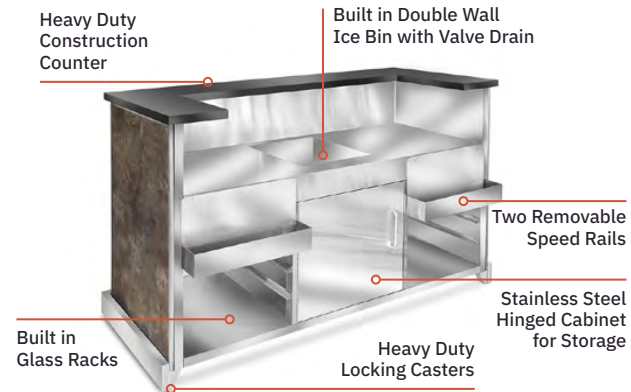
REVERSIBLE GRAY GRAIN/BLACK

REVERSIBLE GRAY CHARCOAL/SANDSTONE




3 PANEL SET

REVERSIBLE OPTIONS:  
Gray Grain/Black or Charcoal/Sandstone



REVERSIBLE 5 PANEL SET

Charcoal/Sandstone or Gray Grain/Black



REVERSIBLE 3 PANEL SET

Gray Grain/Black or Charcoal/Sandstone



MOBILE BAR

5 Panel Set

REVERSIBLE GRAY GRAIN/BLACK WB3425GB

REVERSIBLE CHARCOAL/SANDSTONE WB3415TT

3 Panel Set

REVERSIBLE GRAY GRAIN/BLACK WB3445GB

REVERSIBLE CHARCOAL/SANDSTONE WB3446TT



# Mobile Displays

Eastern’s Mobile Displays elevate buffet presentations with their sculptural presence, seamlessly blending function & form.

Crafted from a palette of authentic materials, each series of Eastern mobile buffets offers striking visual highlights, bringing a clear design vision to any space—whether an open lobby, a social setting, an enclosed meeting room, or a banquet hall dedicated to culinary experiences. Designed to complement one another, Eastern buffet equipment enhances both functionality and aesthetics, creating a cohesive and visually engaging environment.

## Mobile Display Index.

<b>TREASURE TROVE</b>	122 - 125	<b>THE PI</b>	146 - 147
<b>THE GRANDSTAND</b>	126 - 131	<b>HONEY COMB</b>	148
<b>THE SQUARE</b>	132 - 135	<b>SERVICE TROLLEY</b>	149
<b>THE CARTWHEEL</b>	136 - 139	<b>ZOZZ KIOSK</b>	150 - 153
<b>THE W</b>	140 - 143	<b>THE ARCHES</b>	154 - 157
<b>THE FOLD AWAY</b>	144 - 145		



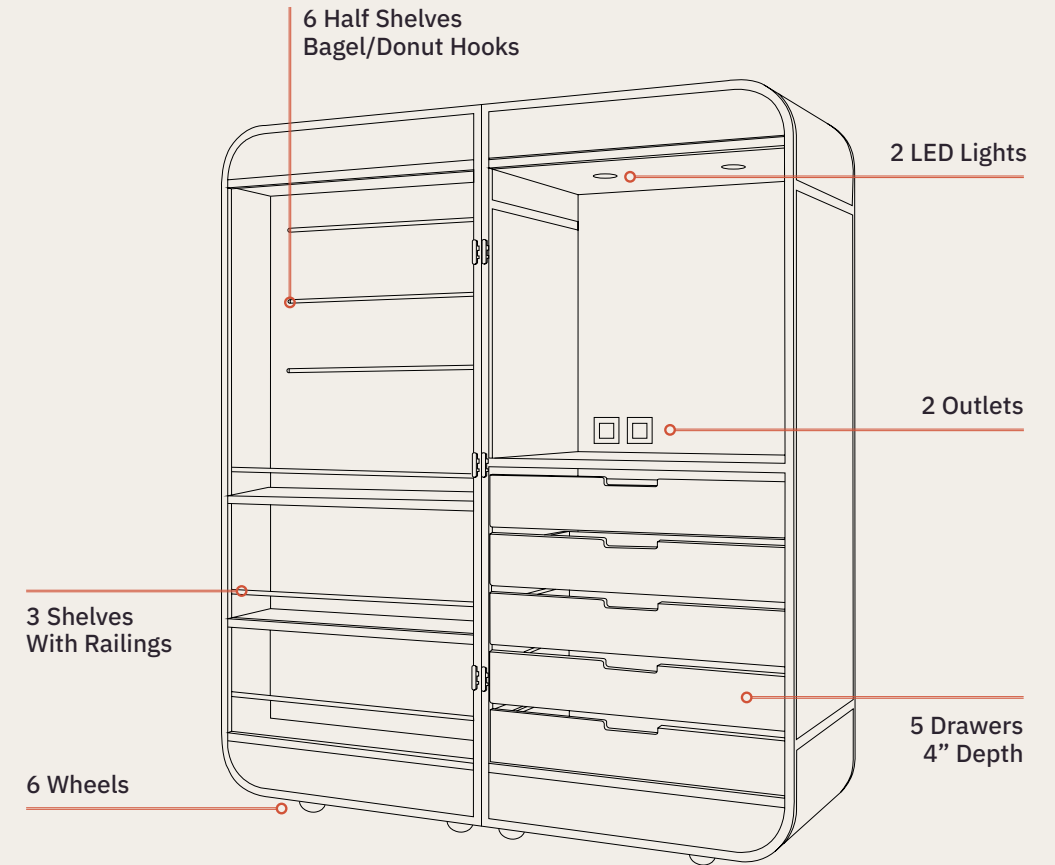
INNER CONFIGURATION  
FULLY CUSTOMIZABLE

# *The Treasure Trove*

MOBILE DISPLAY

Complete product information on pages 122 - 125.

THE TREASURE TROVE MOBILE DISPLAY



THE TREASURE TROVE

IS AVAILABLE IN A WIDE VARIETY OF FINISHES & XYLO COLOR OPTIONS



TREASURE TROVE MOBILE DISPLAY [ MODEL NUMBER GUIDE ]

Customize your Mobile Buffet System with our easy to follow guides. Choose your preferred buffet combinations by inserting the provided numbers & letters in the designated space as demonstrated below.

Item Code  
TT ### ## #

Display

TREASURE TROVE  
TT909


Laminate

Black BK	Gray Wash Dark GD	Gray Grain GG	Textured Sandstone SA	Textured Charcoal CH	Speckled Slate SP	Light Marble LM
Shaded Dark SD	Shaded Light SL	Bamboo BA	Bleached Wood BW	Softened Pastel PS	White Wash WW	Gray Wash Light GW

# Grandstand Wall

## MOBILE DISPLAY

Complete product information on pages 128 - 131.

 Watch Live Video  
For This Product.



THE GRANDSTAND WALL MOBILE DISPLAY

# A FULL-SERVICE "STANDALONE" PORTABLE BUFFET

CAPABLE OF TURNING ANY VENUE PARTY-READY WITHIN SECONDS

REMOVABLE SHELVES



SIDE VIEW



Set of 8 Shelves

Adjust Shelves to Any Height

Double-Sided Service

One Piece Construction

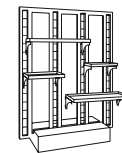
XYLO Frame Options

Reversible Black/Walnut Shelves

Hidden Locking Casters

## THE GRANDSTAND [ MODEL NUMBER GUIDE ]

59"L x 27 1/2"D x 76 1/2"H



REVERSIBLE BLACK WOOD/WALNUT

ST1780 ST1780MB ST1780RZ ST1780CP

ACRYLIC FROSTED INSERTS P6813FR

BLACK ACRYLIC INSERTS P6814BK

MIRROR INSERTS P6812M

MILKY WHITE INSERTS P6816MW


BLACK COATED METAL SLOT WALL SW6810

BLACK COATED BRACKETS SWBRK


SINGLE WIRE RACK WR6811

## REVERSIBLE SHELVES

Black Wood

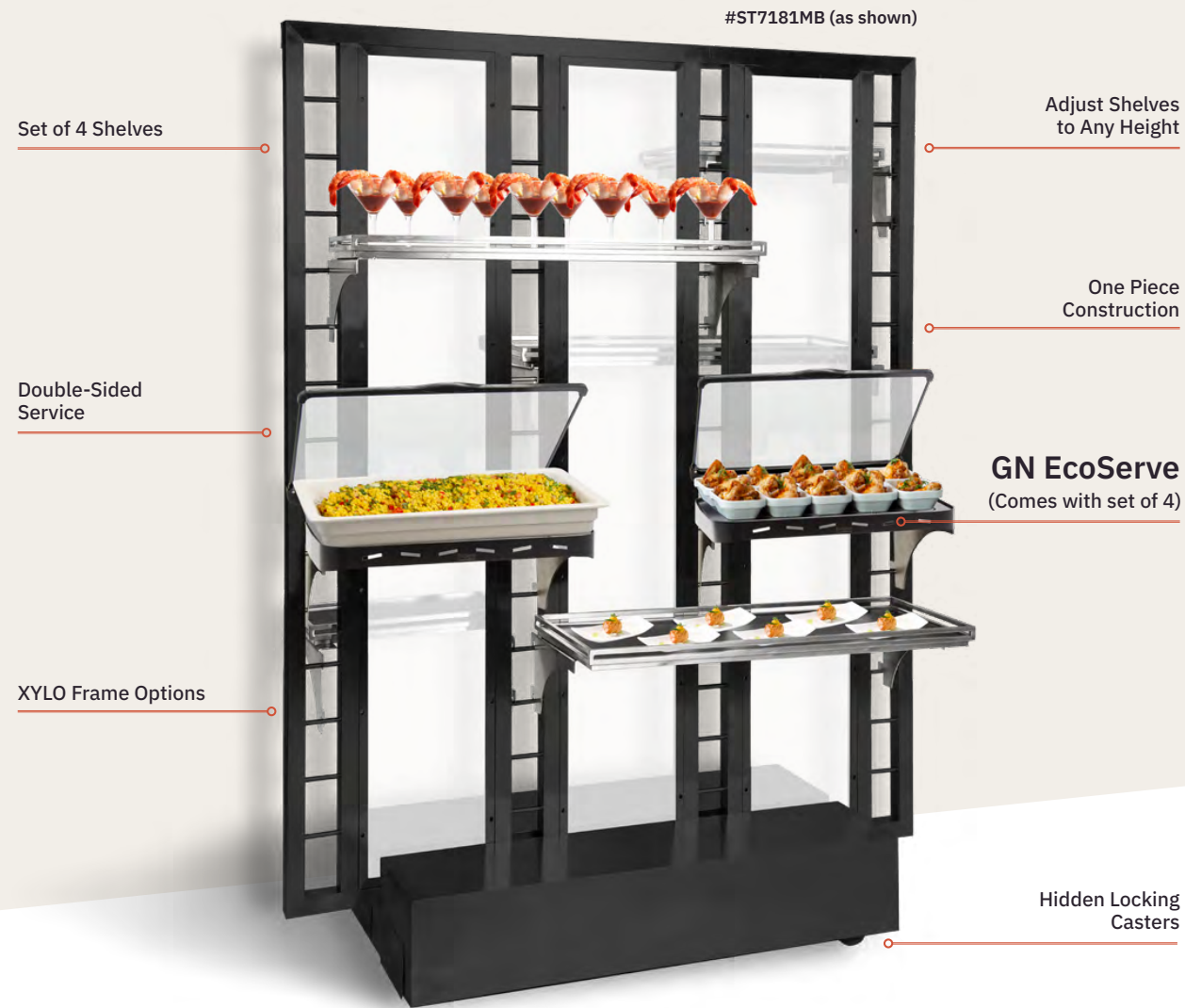


Walnut Wood



## EcoBurner GRANDSTAND WALL MOBILE DISPLAY

## EcoBurner GRANDSTAND ADD-ONS



Our EcoServe waterless chafing dishes are the perfect accompaniment for the Grandstand!

ECO GRANDSTAND [ MODEL NUMBER GUIDE ]		59"W x 27 1/2"D x 76 1/2"H			
REVERSIBLE BLACK WOOD/WALNUT		ST1781	ST1781MB	ST1781RZ	ST1781CP
ACRYLIC FROSTED INSERTS	P6813FR				
BLACK ACRYLIC INSERTS	P6814BK				
MIRROR INSERTS	P6812M				
MILKY WHITE INSERTS	P6816MW				

### Single - Serve Dishes


Three types of dishes are available –  
12 SMALL dishes fit on each EcoServe GN, 6 LARGE or 8 SQUARE.



Small Dish #EB15327    Large Dish #EB15325    Square Dish #EB15329  
Small Lid #EB15327    Large Lid #EB15325    Square Lid #EB15329

### 2.6" Non-Stick Aluminum Dish - 300 fl oz.

#EB15336



### Pearl Black Neofusion - 2.6" Deep Porcelain Dish - 300 fl oz.

#EB15402



### 2.6" Deep Porcelain Dish - 300 fl oz.

#EB15400



### 0.8" Shallow Porcelain Dish

#EB15209



### Split Porcelain Dish - Large Side 145 fl oz. Small Side 59 fl oz.

#EB15401



# *The Square Cartwheel*

## MOBILE DISPLAY

Complete product information on pages 134 - 135.



THE SQUARE CARTWHEEL MOBILE DISPLAY

SET OF 2 FRAMES  
Stainless Steel + Glass Shelves  
#ST1760

XYLO Frame Options

Locking Casters



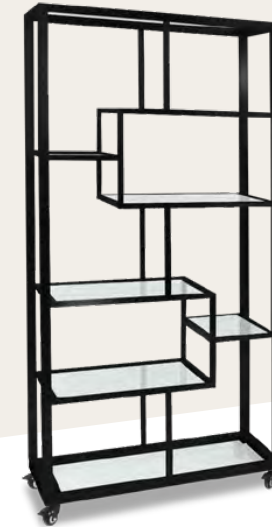
Double-sided Service

Single Piece Construction (2 Units)

Single Black Frame + Glass Shelves  
#ST1763MB

Single Bronze Frame + Acrylic Shelves  
#AC1763RZ

Single Copper Frame + Black Acrylic Shelves  
#AC1763BKCP



THE SQUARE CARTWHEEL MOBILE BUFFET  
TIMELESS & CLEAN DESIGN


THE SQUARE CARTWHEEL [ MODEL NUMBER GUIDE ]						THE SQUARE CARTWHEEL [ MODEL NUMBER GUIDE ]					
SET OF 2 FRAMES						SINGLE FRAME					
71" L x 14" D x 73" H						35 1/2" L x 14" D x 73" H					
GLASS SHELVES	ST1760	ST1760MB	ST1760RZ	ST1760CP	ST1760W	GLASS SHELVES	ST1763	ST1763MB	ST1763RZ	ST1763CP	ST1763W
ACRYLIC SHELVES	AC1760	AC1760MB	AC1760RZ	AC1760CP	AC1760W	ACRYLIC SHELVES	AC1763	AC1763MB	AC1763RZ	AC1763CP	AC1763W
BLACK ACRYLIC SHELVES	AC1760BK	AC1760BKMB	AC1760BKRZ	AC1760BKCP	AC1760BKW	BLACK ACRYLIC SHELVES	AC1763BK	AC1763BKMB	AC1763BKRZ	AC1763BKCP	AC1763BKW



# *The Cartwheel*

## MOBILE DISPLAY

Complete product information on pages 138 - 139.

 Watch Live Video  
For This Product.



THE CARTWHEEL MOBILE DISPLAY

Single Stainless Steel Frame + Glass Shelves  
#ST1790

XYLO Frame Options



Double-sided Service

Single Piece Construction (2 Units)

Locking Casters

Single Black Frame + Glass Shelves  
#ST1790MB



Single Bronze Frame + Acrylic Shelves  
#AC1790RZ



Single Copper Frame + Black Acrylic Shelves  
#AC1790BKCP



THE CARTWHEEL MOBILE BUFFET IS AN EVERLASTING BEAUTY FEATURING

TIMELESS & CLEAN DESIGN

THE CARTWHEEL [ MODEL NUMBER GUIDE ]		70"L x 14"D x 72 1/2"H				
SET OF 2 FRAMES						
	Stainless Steel	Black	Bronze	Copper	White	
GLASS SHELVES	ST1790	ST1790MB	ST1790RZ	ST1790CP	ST1790W	
ACRYLIC SHELVES	AC1790	AC1790MB	AC1790RZ	AC1790CP	AC1790W	
BLACK ACRYLIC SHELVES	AC1790BK	AC1790BKMB	AC1790BKRZ	AC1790BKCP	AC1790BKW	






# *The W*

## MOBILE DISPLAY

Complete product information on pages 142 - 143.

 Watch Live Video  
For This Product.


THE W COLLAPSIBLE MOBILE DISPLAY




IT'S MOBILE. IT'S COLLAPSIBLE. IT'S THE SUPER POWER OF THE  
**MODERN BUFFET**

**THE W [ MODEL NUMBER GUIDE ]** 85 1/2"L x 17 3/4"D x 68 1/2"H

**SINGLE PIECE**



	Stainless Steel	Black	Bronze	Copper	White
<b>GLASS SHELVES</b>	ST1770	ST1770MB	ST1770RZ	ST1770CP	ST1770W
<b>ACRYLIC SHELVES</b>	AC1770	AC1770MB	AC1770RZ	AC1770CP	AC1770W
<b>BLACK ACRYLIC SHELVES</b>	AC1770BK	AC1770BKMB	AC1770BKRZ	AC1770BKCP	AC1770BKW








THE FOLDAWAY MOBILE DISPLAY

The Stunning Folding Mobile Buffet  
**THAT COMMANDS ATTENTION**




**THE FOLD AWAY [ MODEL NUMBER GUIDE ]** 77"L x 18"D x 76"H



**SINGLE PIECE**

	 Stainless Steel	 Black	 Bronze	 Copper	 White
<b>GLASS SHELVES</b>	ST1880	ST1880MB	ST1880RZ	ST1880CP	ST1880W
<b>ACRYLIC SHELVES</b>	AC1880	AC1880MB	AC1880RZ	AC1880CP	AC1880W
<b>BLACK ACRYLIC SHELVES</b>	AC1880BK	AC1880BKMB	AC1880BKRZ	AC1880BKCP	AC1880BKW


NEVER ENDING SET-UP OPTIONS  
FROM ONE SLICE TO THE ENTIRE PI



**THE PI [ MODEL NUMBER GUIDE ]**  
**SINGLE PIECE**

		
Large Display: 32"W x 22"D x 72"H Small Display: 30 1/2"W x 20 1/4"D x 57"H	72" H DISPLAY	57" H DISPLAY
GLASS SHELVES	ST1860G	ST1870G
REVERSIBLE BLACK WOOD/WALNUT	ST1860W	ST1870W

Reversible Black/Wooded or Glass Shelves



## THE HONEYCOMB MOBILE DISPLAY

Black Frame + Glass Shelves  
(as shown)  
#ST1730MB

XYLO Frame Options

Locking Casters



Double-sided Service

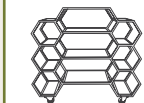
Single Piece Construction

TAKE THE PATH THAT SUITS  
**YOUR STYLE & FUNCTION**

### THE HONEYCOMB [ MODEL NUMBER GUIDE ]

63"L x 17 3/4"D x 60"H

SINGLE PIECE



	Stainless Steel	Black	Bronze	Copper	White
--	-----------------	-------	--------	--------	-------

GLASS SHELVES	ST1730	ST1730MB	ST1730RZ	ST1730CP	ST1730CP
---------------	--------	----------	----------	----------	----------


ACRYLIC SHELVES	AC1730	AC1730MB	AC1730RZ	AC1730CP	AC1730CP
-----------------	--------	----------	----------	----------	----------

BLACK ACRYLIC SHELVES	AC1730BK	AC1730BKMB	AC1730BKRZ	AC1730BKCP	AC1730BKCP
-----------------------	----------	------------	------------	------------	------------

## SERVICE TROLLEY CARTS

THE STUNNING FOLDING  
MOBILE BUFFET THAT  
COMMANDS ATTENTION.

Reversible Black/Wooded Shelves



Reversible  
Black/Wooded Shelves



XYLO Frame Options

Locking Casters

### SERVICE CARTS [ MODEL NUMBER GUIDE ] SINGLE PIECE - REVERSIBLE BLACK/WALNUT SHELVES



LARGE CARTWHEEL 49 1/2"L x 21 1/2"D x 41"H	SMALL CARTWHEEL 45"L x 21"D x 41"H	CARTWHEEL 46"L x 21"D x 38"H
---	---------------------------------------	---------------------------------

Stainless Steel WT6838	Stainless Steel WT6837	Stainless Steel WT6839
Black WT6838MB	Black WT6837MB	Black WT6839MB
Bronze WT6838RZ	Bronze WT6837RZ	Bronze WT6839RZ
Copper WT6838CP	Copper WT6837CP	Copper WT6839CP

Watch Live Video  
For This Product.

# 2022 KIOSK

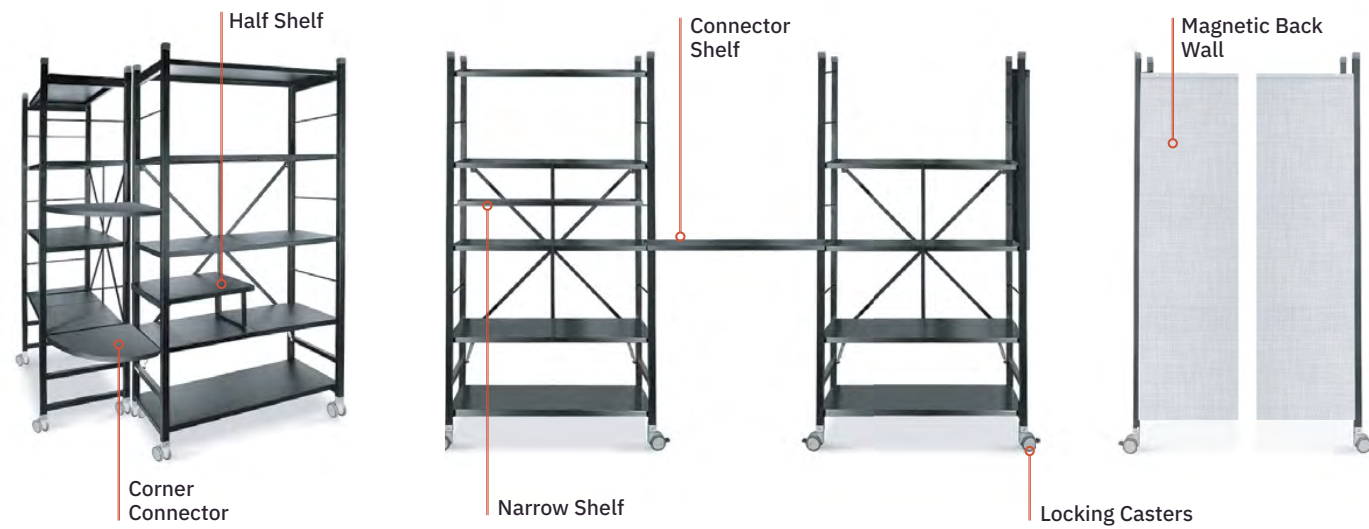
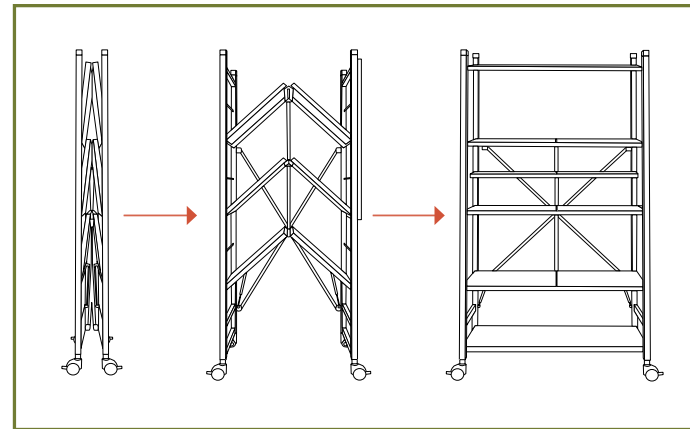
## MOBILE DISPLAY

Complete product information on pages 152 - 153.



## ZOZZ KIOSK MOBILE DISPLAY

- Laminate shelving options available.
- 2 piece magnetic back wall.
- Display connector shelves.
- XYLO colored frames available.
- No hardware or tools needed.



### ZOZZ KIOSK [ MODEL NUMBER GUIDE ]

Customize your Mobile Buffet System with our easy to follow guides. Choose your preferred buffet combinations by inserting the provided numbers & letters in the designated space as demonstrated below.

Item Code	Z ### ## #	Display	ZOZZ STRETCH	Open: 36" Closed: 5"
			Z	
		Frame		
			Frame 1000    Half Shelf 1020    Narrow Shelf 1015    Full Shelf 1010    Corner Connector 1005	
		Laminate Panels		
			Black BK	



## THE ZOZZ KIOSK

IS A CLEVER & UNIQUE ONE-STEP FOLDING BUFFET KIOSK,  
THAT IS MULTIFUNCTIONAL & LIGHTWEIGHT.

# *The Arches*

NESTING STANDING  
DISPLAY

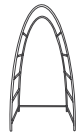








Complete product information on pages 156 - 157.



# THE ARCHES STANDING DISPLAY

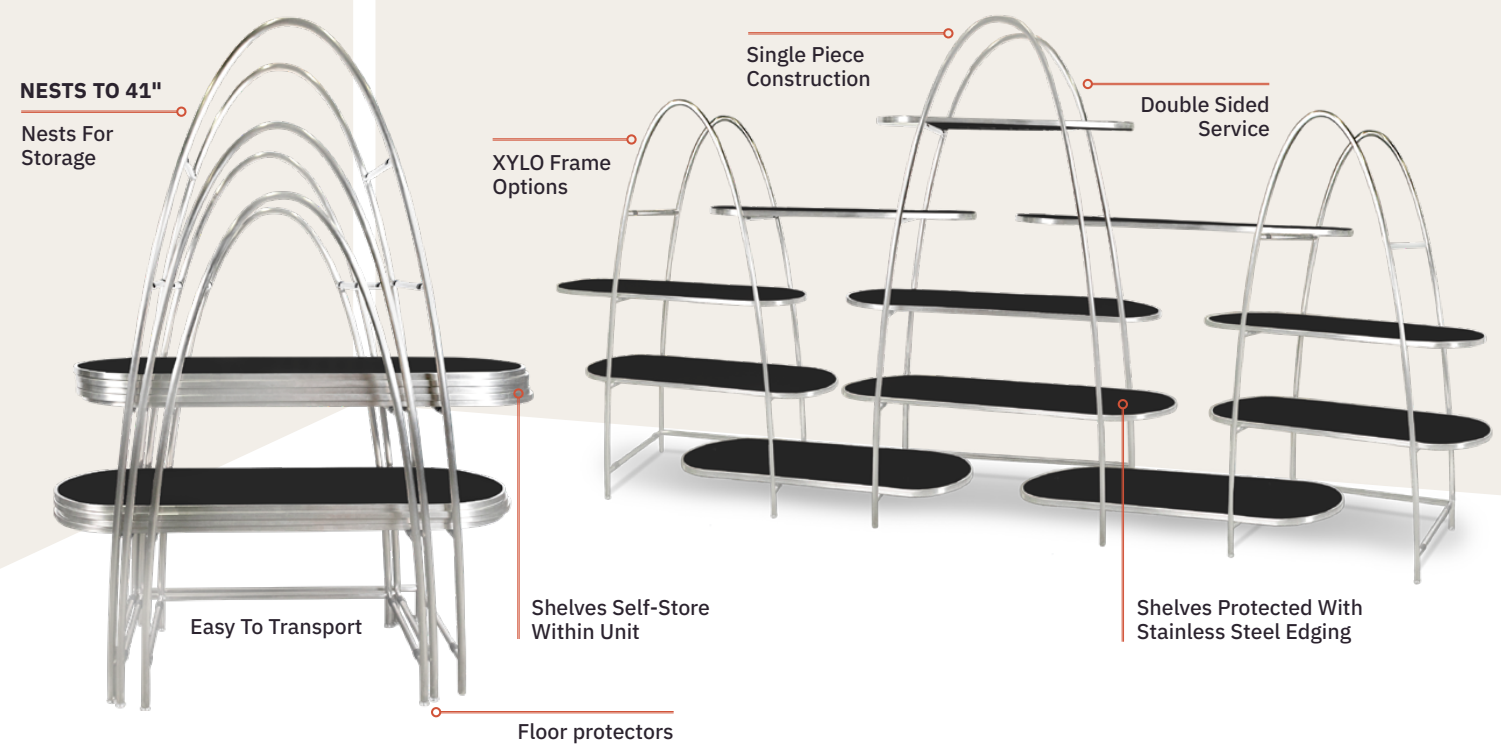
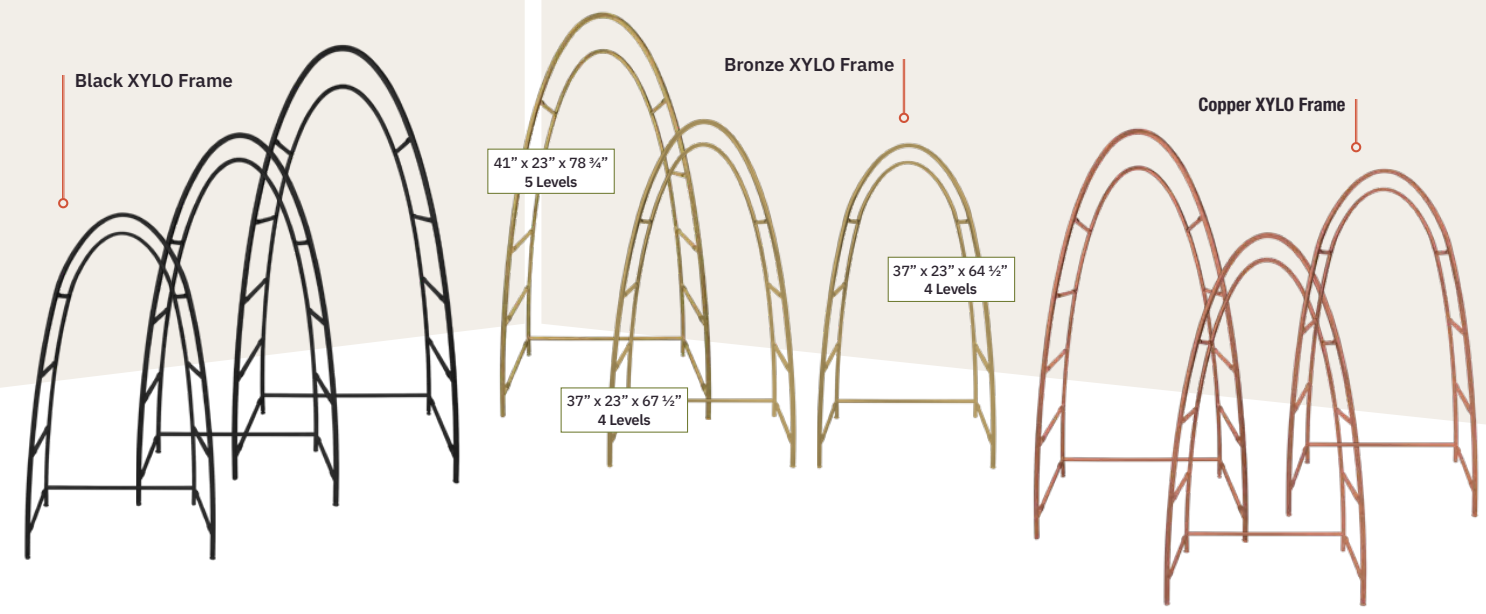
## ARCHES STANDING DISPLAY [ MODEL NUMBER GUIDE ]

Customize your Mobile Buffet System with our easy to follow guides. Choose your preferred buffet combinations by inserting the provided numbers & letters in the designated space as demonstrated below.

Item Code	A ### ## #	Display				
			78" H A961	67" H A962	64" H A963	SET OF 3 A964
Laminate Shelves						
			Black BK			
Finish						
			S	B	Z	C

CAN BE DISPLAYED UP TO 15 FEET LONG

Arrange & Rearrange the Arches to completely customize your look.



# *Nesting Tables, & Cocktail Tables*

Eastern cocktail tables embody Aspiration, Promise, and Statement.

Welcoming guests, enhancing cocktail hour, and inspiring designers. They offer numerous advantages, including premium stainless steel construction and reversible, flipping tops with powder-coated finishes for a sleek, sophisticated look. Every Eastern table is designed to impress the discerning guest while making a bold statement in any setting.

## Index

<b>3 PIECE NESTING TABLES</b>	160 - 163
<b>4 PIECE NESTING TABLES</b>	164 - 165
<b>4 WHEEL DRIVE</b>	166 - 167
<b>COCKTAIL TABLES</b>	168 - 169
<b>LED COCKTAIL TABLE</b>	170 - 171




# *Nesting Tables*

## MOBILE DISPLAY

Complete product information on pages 160 - 165.



NESTING TABLES



THE NESTING TABLE TRIO  
IS THE PERFECT ADDITION TO YOUR NEXT BUFFET SETUP

WITHOUT OPTIONAL SHELF



NESTING TABLE SET  
Reversible Laminate: SHADED DARK/LIGHT MARBLE  
Edge Finish: STAINLESS STEEL  
MODEL #NT746 SDLM S

3-PIECE NESTING TABLES [ MODEL NUMBER GUIDE ]

Customize your Mobile Buffet System with our easy to follow guides. Choose your preferred buffet combinations by inserting the provided numbers and letters in the designated space as demonstrated below. Skip letters and numbers that do not apply to your order.

Item Code	NT ### #### ## #	Display									
			NESTING TABLE SET NT764	NESTING TABLE 33 1/2"H NT7693	NESTING TABLE 37 3/4"H NT7694	NESTING TABLE 41 3/4"H NT7695					
Reversible Laminate Table Top											
			GGBK	SACH	SDLM	BAPS	BWSP	WWSL	GWGD	SS	GL
Add On Bottom Shelf											
			SS	BK	GD	GG	SA	CH	SP	LM	GW
			SD	SL	BA	BW	PS	WW			
Edge Finish											
			S	B	Z	C	W				

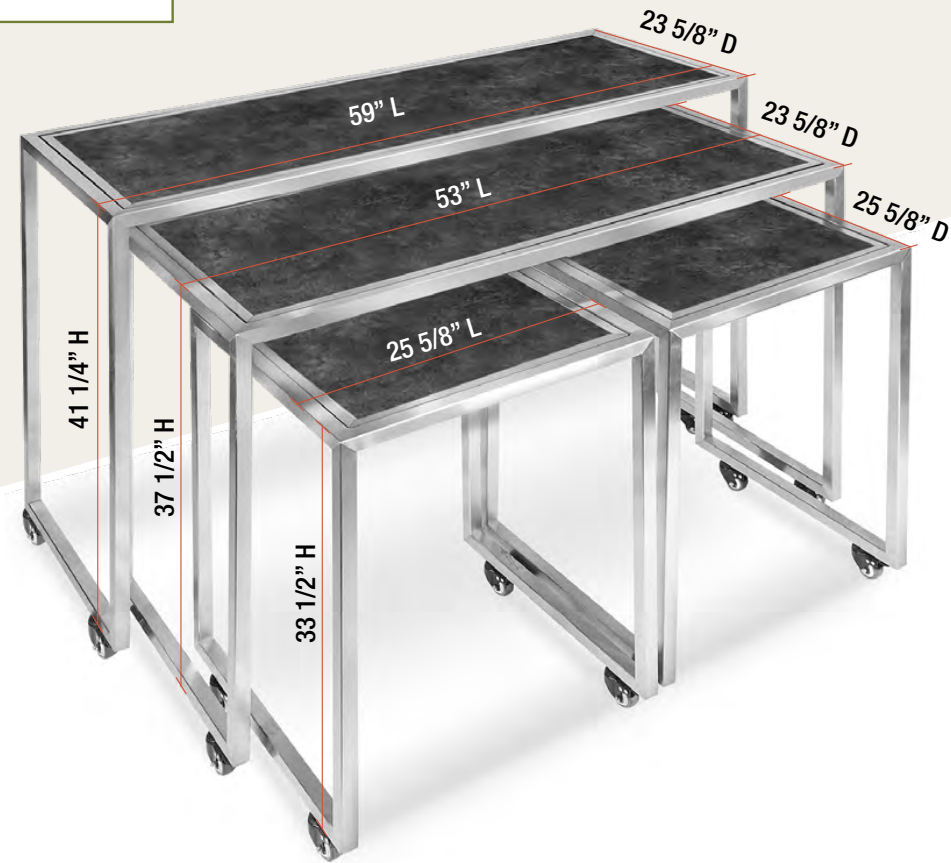
WITH OPTIONAL SHELF



NESTING TABLE SET  
Reversible Laminate: BLEACHWOOD/SPECKLED SLATE  
With Shelf: SPECKLED SLATE  
Edge Finish: STAINLESS STEEL  
MODEL #NT746 BWSP SP S

4 PIECE NESTING TABLES

Stainless Steel + Textured Sandstone/Charcoal  
#NT7621TT



REVERSIBLE LAMINATE TABLE TOPS  
FLIP FOR DOUBLE SIDED USE



4-PIECE NESTING [ MODEL NUMBER GUIDE ]  
SET OF 4 FRAMES



SET OF 4 NESTING TABLES:  
1 - 59" L x 23 5/8" D x 41 1/4" H  
1 - 53" L x 23 5/8" D x 37 1/2" H  
2 - 25 5/8" L x 25 5/8" D x 33 1/2" H

	Stainless Steel	Black	Bronze	Copper	White
GLASS SHELVES	NT7620G	NT7620GMB	NT7620GRZ	NT7620GCP	NT7620GW
REVERSIBLE GRAY GRAIN/BLACK	NT7622GB	NT7622GBMB	NT7622GBRZ	NT7622GBCP	NT7622GBW
REVERSIBLE TEXTURED SANDSTONE/CHARCOAL	NT7621TT	NT7621TTMB	NT7621TTRZ	NT7621TTCP	NT7621TTW

4-WHEEL-DRIVE MOBILE DISPLAY



Stainless Steel + Glass Shelves  
#ST1850G

REVERSIBLE LAMINATE TABLE TOPS  
FLIP FOR DOUBLE-SIDED USE

4-WHEEL DRIVE [ MODEL NUMBER GUIDE ]  
SINGLE PIECE

31\"/>




GLASS SHELVES	ST1850G	ST1850GMB	ST1850GRZ	ST1850GCP	ST1850GW
REVERSIBLE GRAY GRAIN/BLACK	ST1850W	ST1850WMB	ST1850WRZ	ST1850WCP	ST1850WW
REVERSIBLE TEXTURED SANDSTONE/CHARCOAL	ST1850TT	ST1850TTMB	ST1850TTRZ	ST1850TTCP	ST1850TTW



#ST1850GRZ  
(as shown)

# Cocktail Tables

TABLES COME IN 36" & 41" HEIGHT



CHOOSE FROM ROUND OR SQUARE REVERSIBLE TABLE TOPS.

**COCKTAIL TABLES [ MODEL NUMBER GUIDE ]**  
 Customize your Mobile Buffet System with our easy to follow guides. Choose your preferred buffet combinations by inserting the provided numbers & letters in the designated space as demonstrated below.

Item Code	Base	30" x 41" H	30" x 36" H	36" x 41" H	36" x 36" H
C ### # #### #	C700	C701	C702	C703	
Top	ROUND R	SQUARE S			
Reversible Laminate	Gray Grain/Black GGBK	Textured Sandstone/Charcoal SACH		Glass GL	
Finish	Stainless Steel S	Black B	Bronze Z	Copper C	White W



Cocktail Table Storage Cart #C780TC  
 Cocktail Table Dust Cover #C781C



# LED-Lit Cocktail Tables

**Illuminate the Night: LED-Lit  
Cocktail Tables for a Glamorous Glow**

Perfect for upscale events, parties, or lounges, these show-stopping tables are sure to impress and leave a lasting glow.

## FEATURES

- Chargeable Powered Battery
- Remote Control
- Various Laminate Color Options.
- On / Off Switch



## LED-LIT TABLES COME IN

36" & 41" Height + 30" & 36" Table Tops



## LED LIGHT COCKTAIL TABLES [ MODEL NUMBER GUIDE ]

Customize your Mobile Buffet System with our easy to follow guides. Choose your preferred buffet combinations by inserting the provided numbers & letters in the designated space as demonstrated below.

Item Code	Base	30" x 41" H	30" x 36" H	36" x 41" H	36" x 36" H
C ### # ## #	C750	C751	C752	C753	
Top	Round R	Square S			
Laminate	Gray Grain GG	Black BK	Sandstone SA	Charcoal CH	
Finish	Stainless Steel S				

Additional laminate color options available upon request.

# EASTERN TABLETOP

If you would like to receive our full product line catalog, simply send us an email at [sales@easterntabletop.com](mailto:sales@easterntabletop.com) or scan the QR code below for the PDF version.

Full product line available at [Easterntabletop.com](http://Easterntabletop.com)



[www.EasternTabletop.com](http://www.EasternTabletop.com)

Toll-Free: 1-422-4142

Phone: 718-240-9595

[sales@easterntabletop.com](mailto:sales@easterntabletop.com)

50 Ingham Ave, Bayonne, NJ 07002

