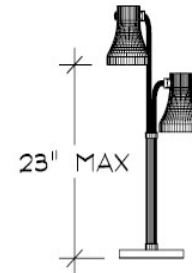
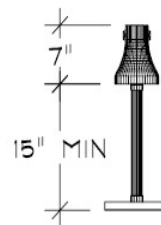
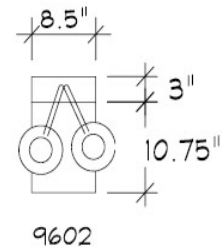
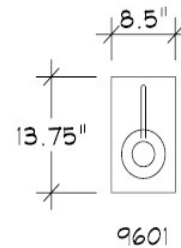
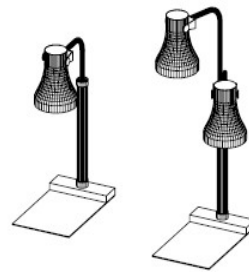


## Stainless Steel Heat Lamp



### Standard features:

- #9601 – Single 120/60/1 250 Watts 2.1 Amp NEMA 5-15 Shipping Wt. 13 Lbs.
- #9602 – Double 120/60/1 500 Watts 4.2 Amp NEMA 5-15 Shipping Wt. 18 Lbs.
- Self standing with heavy flat square base, slides underneath carving board
- Locking adjustable height stainless steel post
- Lamp can be positioned to multiple angles
- On/off switch conveniently located on post
- Standard food safe bulbs included
- 51" long cord
- Heavy duty quality

### Accessories:

- #9655 Solid surface/stone carving board
- #9655EL solid surface/stone carving board with electric heating element
- #9653 wooden butcher block board
- #9665 Polyethylene carving board – available in black and white
- #9670 wooden butcher block round carving board